

2025-2026 Fort Carson Harvest Summary



February 2026

**Directorate of Public Works, Environmental Division, Conservation
Branch, Natural Resources & Wildlife**



Table of Contents

Introduction and Purpose.....	3
Summaries for the 2025-2026 seasons.....	4
Overall Customer Types.....	4
Deer.....	5
<i>Deer Archery</i>	6
<i>Deer Muzzleloader</i>	8
<i>Deer Rifle</i>	10
<i>White- tailed Only</i>	12
Elk	14
<i>Elk Archery</i>	15
<i>Elk Muzzleloader</i>	17
<i>Second Rifle OTC</i>	19
<i>Third Rifle OTC</i>	21
<i>Late Rifle Cow</i>	23
Pronghorn.....	25
<i>Pronghorn Archery</i>	26
<i>Pronghorn Muzzleloader</i>	27
<i>Pronghorn Rifle</i>	29
Bear.....	31
<i>Bear Archery</i>	31
<i>Bear Muzzleloader</i>	33
<i>Bear September Rifle</i>	35
<i>Bear October-November Rifle</i>	37
Turkey.....	38
<i>Spring Turkey</i>	39
<i>Fall Turkey</i>	41
Mountain Lion.....	43
Small Game	43

Introduction

Fort Carson is an active training Army installation in Colorado Parks and Wildlife (CPW) state game management unit (GMU) 591. This summary is not all-inclusive for small game harvests but focuses the text summary on big game species harvested on Fort Carson.

Military training occurs downrange five days a week and frequently occurs seven days a week. In addition to military training there are Department of the Army and Department of Defense civilians and contractors working downrange five days a week including, but not limited to, biologists, archeologists, law enforcement, land rehabilitators, firefighters and range control staff.

Hunting and other downrange recreation are allowed on the weekends, some holidays and some weekdays as safety allows and when required staff are available to support the open recreation areas. Temporary and permanent velocity and weapon restrictions occur on Fort Carson and are enforced regardless of the hunting season.

Because military training and official duties always take priority, and there are velocity and weapon restrictions despite the hunting season, limited dates and available open areas for hunting can create special challenges to hunters who choose to buy GMU 591 tags or choose to fill their tags on the installation with an over-the-counter (OTC) tag or multiple GMU tag.

Purpose

This text summary is the third full year of big game harvest data collected through iSportsman. The staff issued a total of 5,188 downrange access passes from April 1, 2025, to mid-February 2026 for recreational access. The number of total downrange passes reflects the availability of all downrange activities including hunting for small and big game, scouting, downrange cycling and other recreation (hiking, photography, dog training) for that timeframe. Big game passes and some harvest data for specific seasons will be summarized in the species and seasons sections below in this text summary. Downrange pass data does not include non-participants or youth hunters who harvested and reported under a mentor. The total number of downrange passes does not reflect the number of individuals checking in. An individual may check-in multiple times throughout the day while changing areas downrange. Each check-in generates a downrange pass and doesn't necessarily reflect number of visits on post.

For all customer type pie-charts in this document, the youth customer type may be underrepresented due to mentors choosing to check in for youth hunters. The data collected on youth represents the percentage of youth that were checked in. Currently, iSportsman only records if a mentor had a youth hunter with them if that youth harvested an animal, not for downrange passes.

Summaries for the 2025-26 seasons on Fort Carson

Overall Customer Type

Fort Carson had 453 total recreationists from April 1, 2025- Feb. 16, 2026. During the hunting season, 399 individual hunters hunted Fort Carson. During that time frame there were 200 individuals checked in for other recreation such as scouting, antler shed collecting, cycling, and other recreation. There was overlap with hunters participating in other downrange recreation throughout the year. Customer type breakdowns can be seen in Figure 1-3 below.

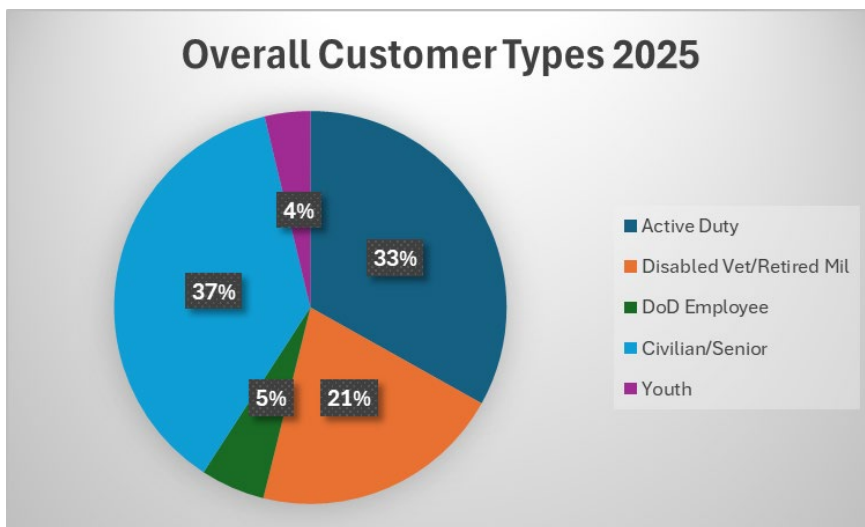


Figure 1. Percentage of customer types for all 453 recreationists on Fort Carson. Active duty = 33%, Disabled Vet/ Retired Military =21%, DoD Employee = 5%, Civilian/Senior= 37%, and Youth= 4%.

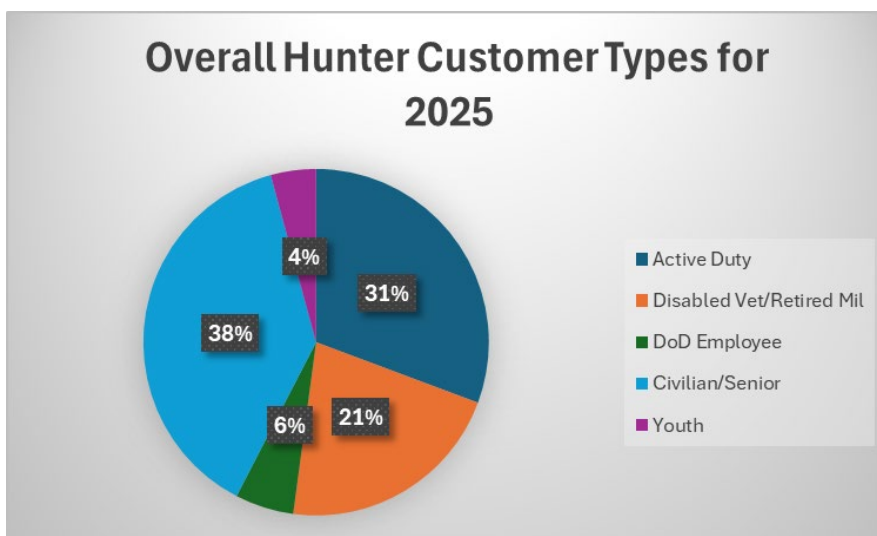


Figure 2. Percentage of customer types for 399 hunters on Fort Carson. Active duty = 31%, Disabled Vet/ Retired Military =21%, DoD Employee = 6%, Civilian/Senior= 38%, and Youth= 4%.

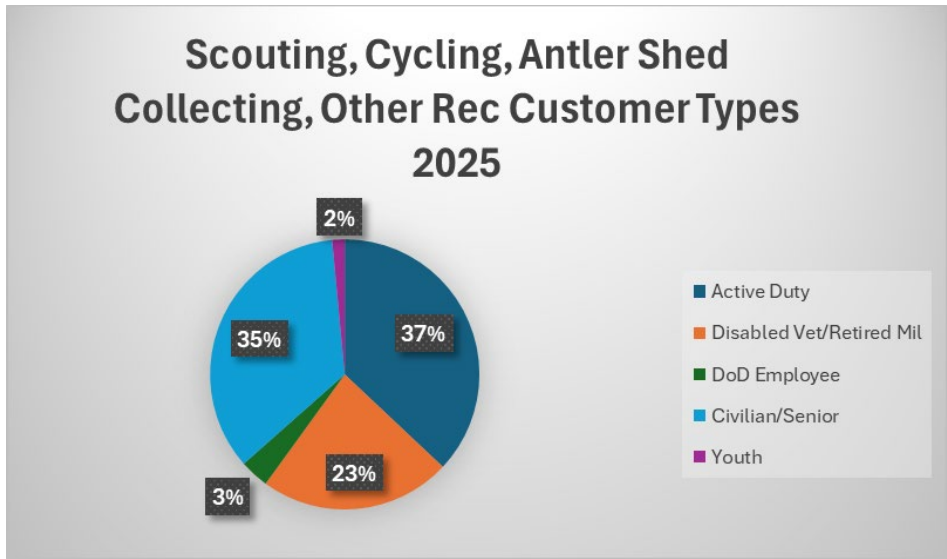


Figure 3. Percentage of customer types for 200 individuals that participated in other downrange recreation types on Fort Carson. Active duty = 37%, Disabled Vet/ Retired Military =23%, DoD Employee = 3%, Civilian/Senior= 35%, and Youth= 2%.

Deer

Deer archery and muzzleloader draw tags include multiple GMUs to include 59, 511 and 591. Because it isn't known how many animals were harvested in the other GMUs, the percentage of tags filled only reflects the percentage of tags that were filled on Fort Carson out of the number of tags issued, not the overall success rate. Only the GMU 591 specific deer rifle tags reflect the overall success rate for the license.

The total number of deer harvested for all seasons on post was 69 animals, with bucks accounting for 80% of the harvest and does accounting for 20% of the harvest. There was one mistaken-kill mule deer doe during the white-tailed only OTC season which is not reflected in this analysis. The total number of individual hunters for all deer seasons on post was 131 individuals with 871 downrange passes being issued for access. Summary of deer data is in Table 1 below.

Season	Multiple GMU Tag	Deer Harvested	Hunters	Passes	% of hunters harvested
DRAW Archery	59,511,591	1	8	42	13%
DRAW Muzzleloader Total	59,511,591	0	3	3	0%
DRAW Rifle Total		68	120	826	57%
Total		69	131	871	53%
	Draw Tags	Harvested	% of tags filled		
Archery					
Buck	175	1	0.57%		
Muzzleloader					
Buck	60	0	N/A		
Doe	30	0	N/A		
Rifle					
Buck	100	54	54%		
Doe	35	14	40%		

Table 1. Summary of all deer data for 2025-2026 on Fort Carson. This excludes white-tailed only season, which is depicted in Table 2.

Deer Archery – Sept. 2-30, 2025

For deer archery season, one buck was harvested with CPW issuing 175 tags for GMUs 59, 511 and 591. A total of eight individual hunters checked into Fort Carson and 42 downrange passes were issued during this season.

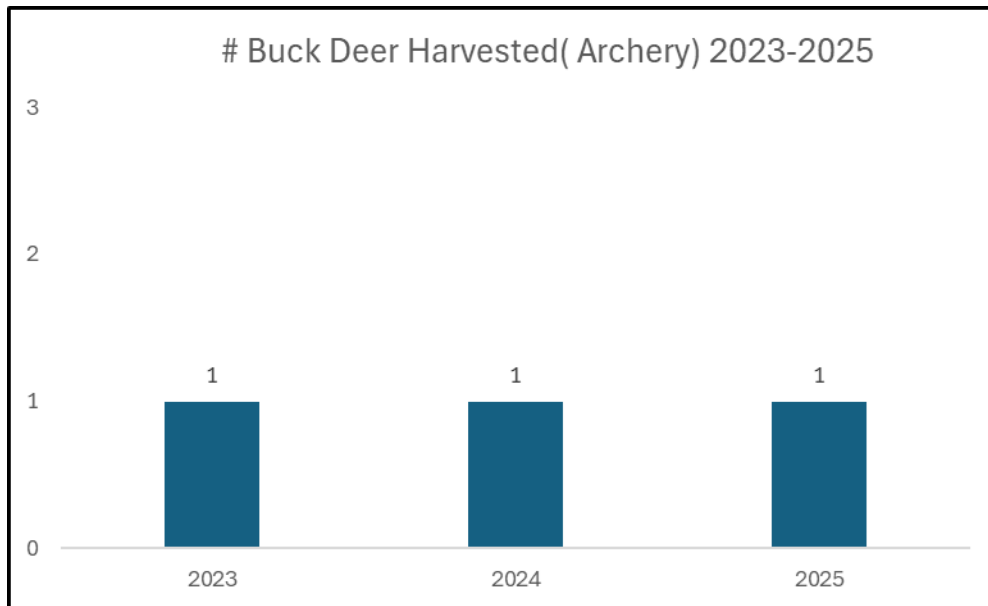


Figure 4. Total number of buck deer harvested during the archery season since the first full year iSportsman started collecting data.

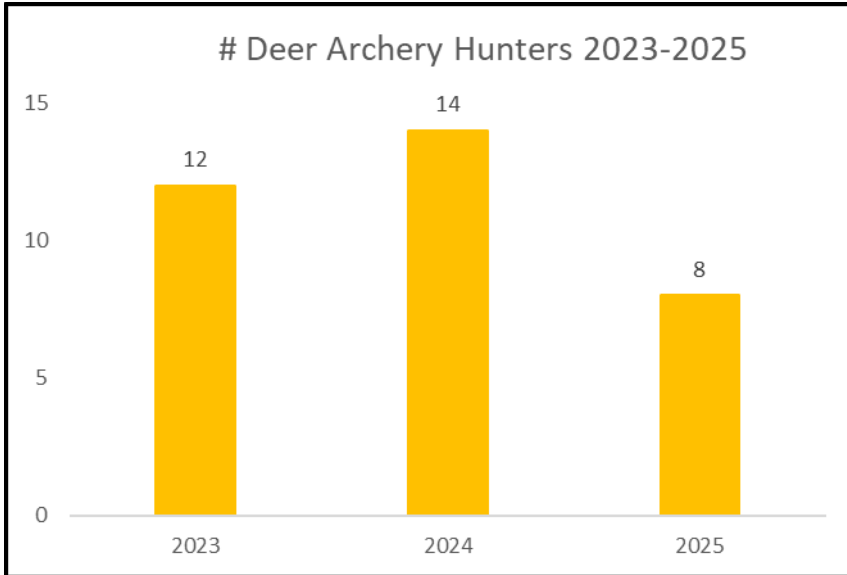


Figure 5. Total number of deer hunters during the archery season since the first full year iSportsman started collecting data.

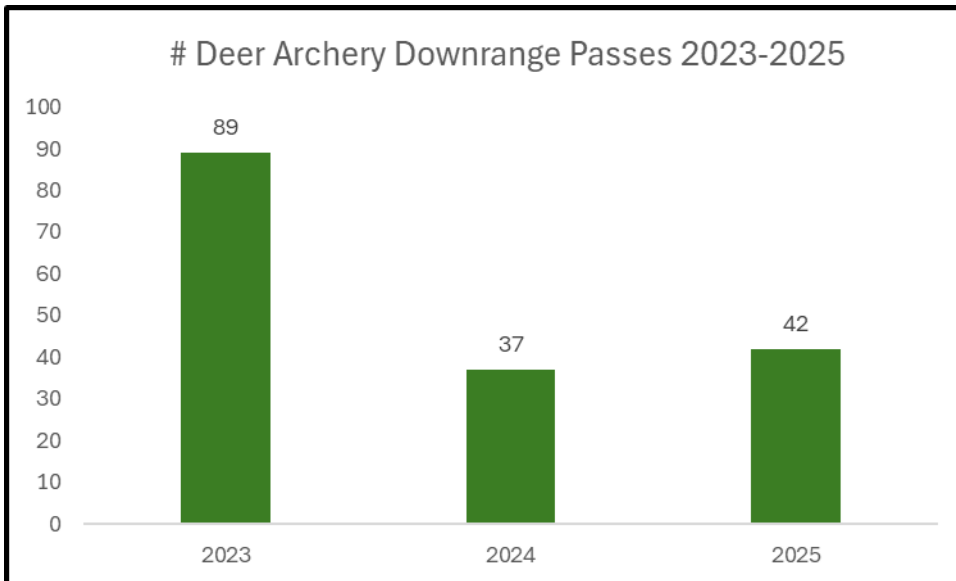


Figure 6. Total number of downrange passes for the deer archery season since the first full year iSportsman started collecting data.

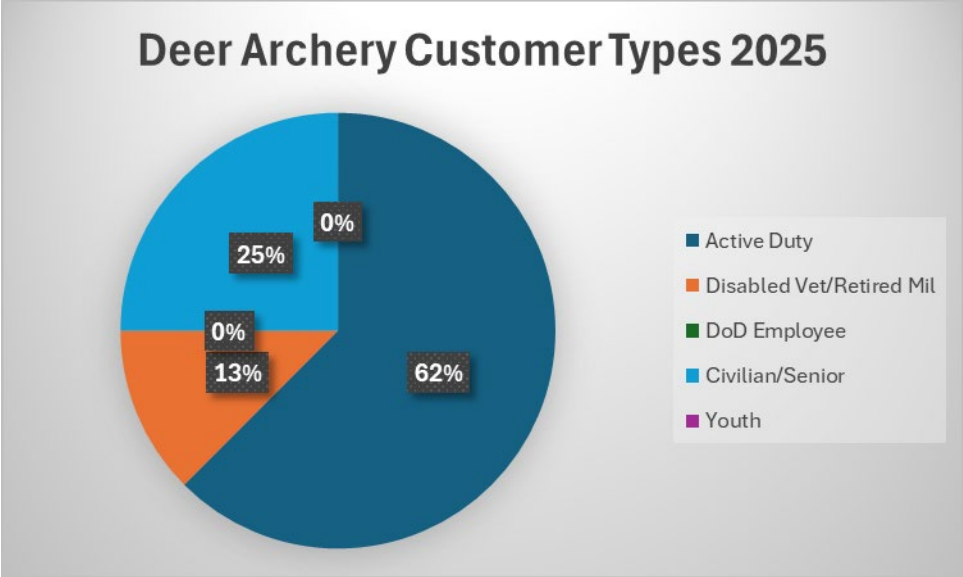


Figure 7. Percentage of customer types during deer archery. Active duty = 62%, Disabled Vet/ Retired Military =13%, DoD Employee = 0%, Civilian/Senior= 25%, and Youth= 0%.

Deer Muzzleloader – Sept. 13-21, 2025

For deer muzzleloader season, no deer were harvested on Fort Carson with CPW issuing 60 buck tags and 30 doe tags between GMUs 59, 511, 581 and 591. There were three hunters and three downrange passes issued during this season with 0% of those hunters harvesting this season. From 2023-2025 there have been no deer harvest during muzzleloader season.

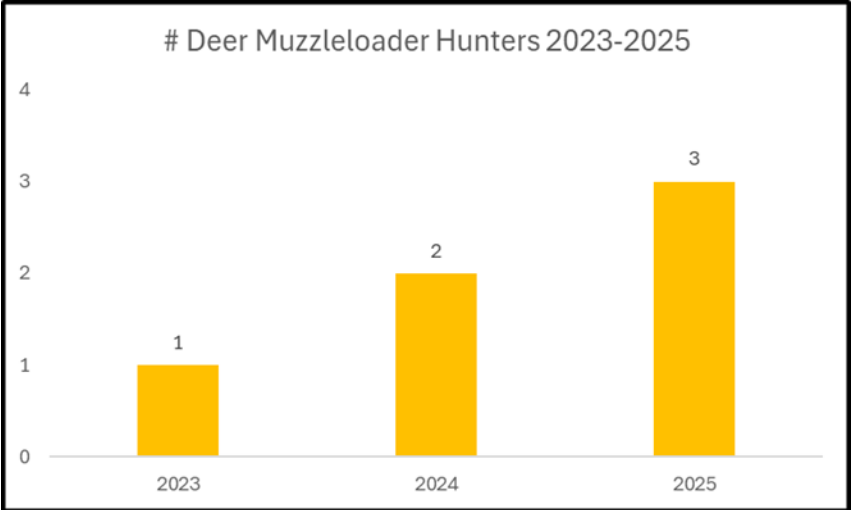


Figure 8. Total number of muzzleloader deer hunters since the first full year iSportsman started collecting data.

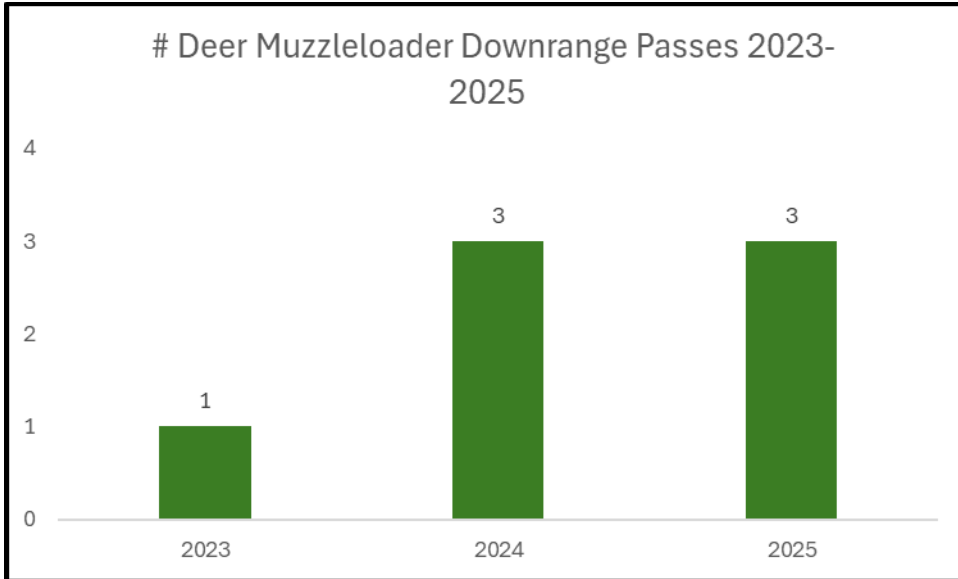


Figure 9. Total number of downrange passes for the deer muzzleloader season since the first full year iSportsman started collecting data.

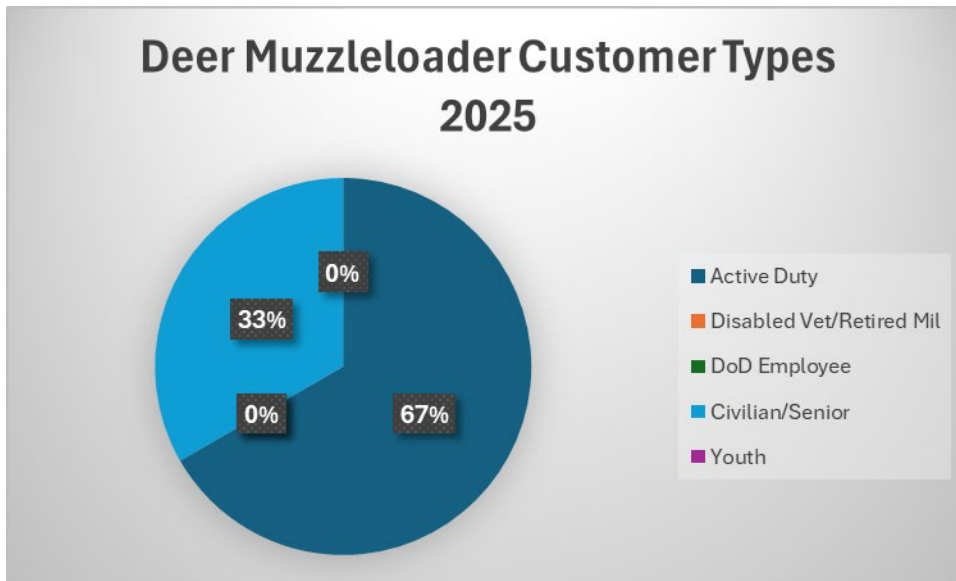


Figure 10. Percentage of customer types during deer archery. Active duty = 67%, Disabled Vet/ Retired Military =0%, DoD Employee = 0%, Civilian/Senior= 33%, and Youth= 0%.

Deer Rifle – Oct. 1, 2025, to Jan. 31, 2026

From the data received, 57% of hunters with a deer rifle tag were able to fill their tag. CPW tags issued for deer rifle were 100 for bucks and 35 for does. Of the 68 deer harvested on Fort Carson, 54 were bucks and 14 were does. There were 120 individual hunters who participated and 826 downrange passes were issued to those hunters during deer rifle season. There was a government appropriations funding lapse from Oct. 1, 2025-Nov. 12, 2025. There was no hunting or downrange recreation during this timeframe. The reduction in downrange passes during the 2025-2026 season can be explained by the closure.

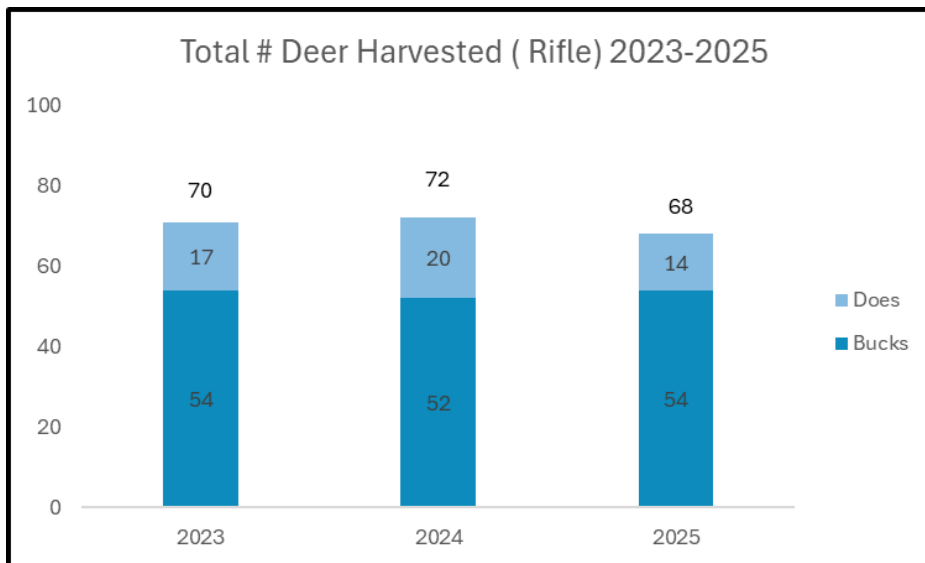


Figure 11. Total number of deer harvested during the late rifle season since the first full year iSportsman started collecting data. Number of bucks are in dark blue (bottom) and the number of does are in light blue (top).

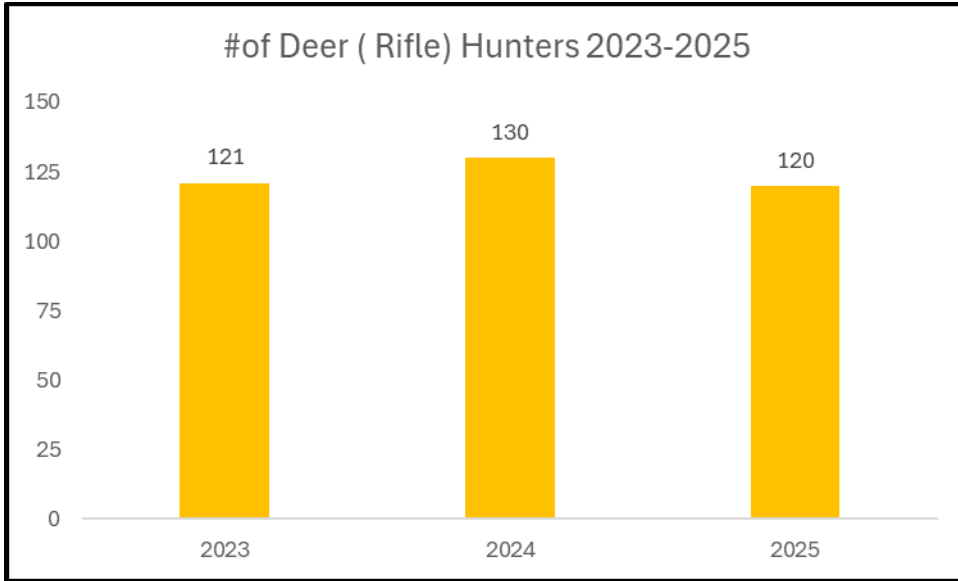


Figure 12. Total number of deer late rifle hunters since the first full year iSportsman started collecting data.

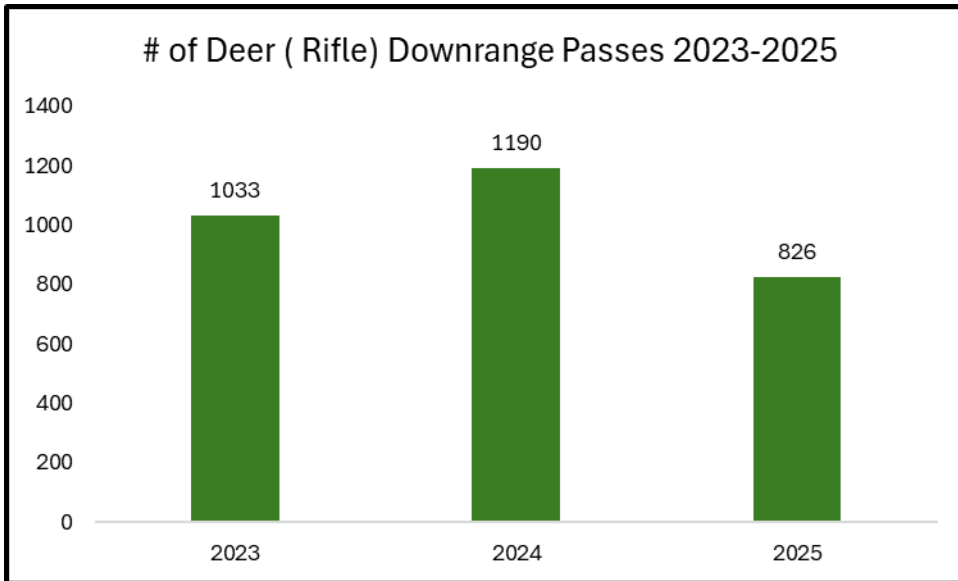


Figure 13. Total number of downrange passes for the deer late rifle season since the first full year iSportsman started collecting data.

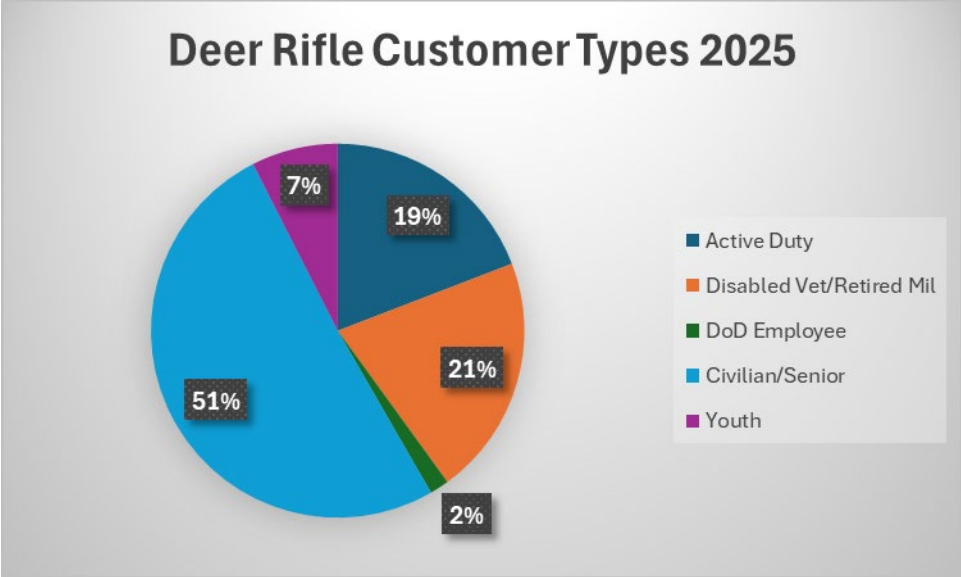


Figure 14. Percentage of customer types during deer late rifle. Active duty = 19%, Disabled Vet/ Retired Military =21%, DoD Employee = 2%, Civilian/Senior= 51%, and Youth= 7%.

White-tailed Deer

OTC Rifle – Dec. 1- 31, 2025

White-tailed deer season is OTC and shares multiple GMUs west of I-25. On Fort Carson, six white-tailed deer were harvested this year. Out of the six deer harvested, four were bucks and two were does. There were 51 hunters and 347 downrange passes issued during this season with 12% of those hunters harvesting this season. Summary of all white-tailed deer data is in Table 2 below.

Season	White-tailed Deer Harvested	Hunters	Passes	% of hunters harvested
OTC Rifle Either- Sex		51	347	
Buck	4			
Doe	2			
Total	6	51	347	12%

Table 2. Summary of white-tailed deer data for 2025 on Fort Carson

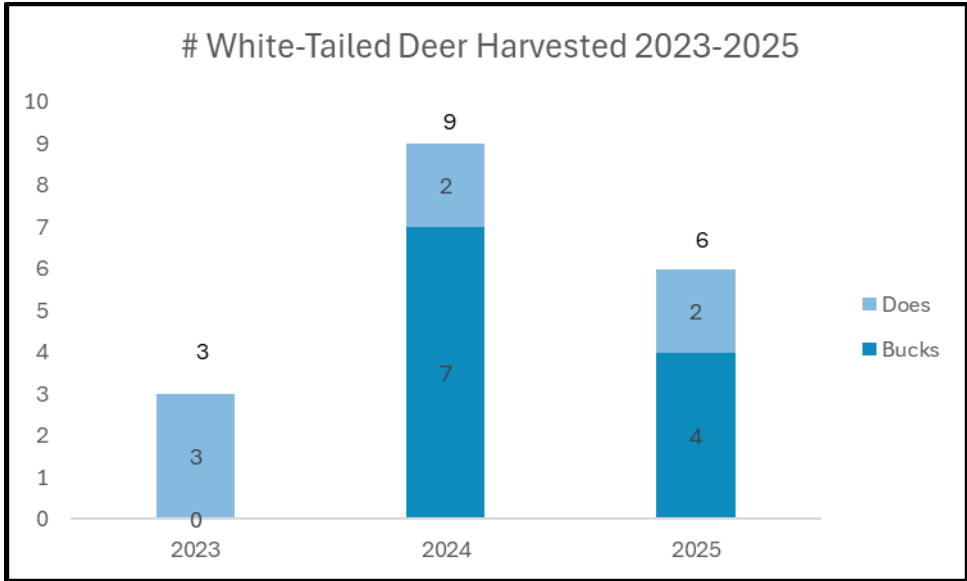


Figure 15. Total number of deer harvested during the white-tailed only OTC season since the first full year iSportsman started collecting data. Number of bucks are in dark blue (bottom) and the number of does are in light blue (top).

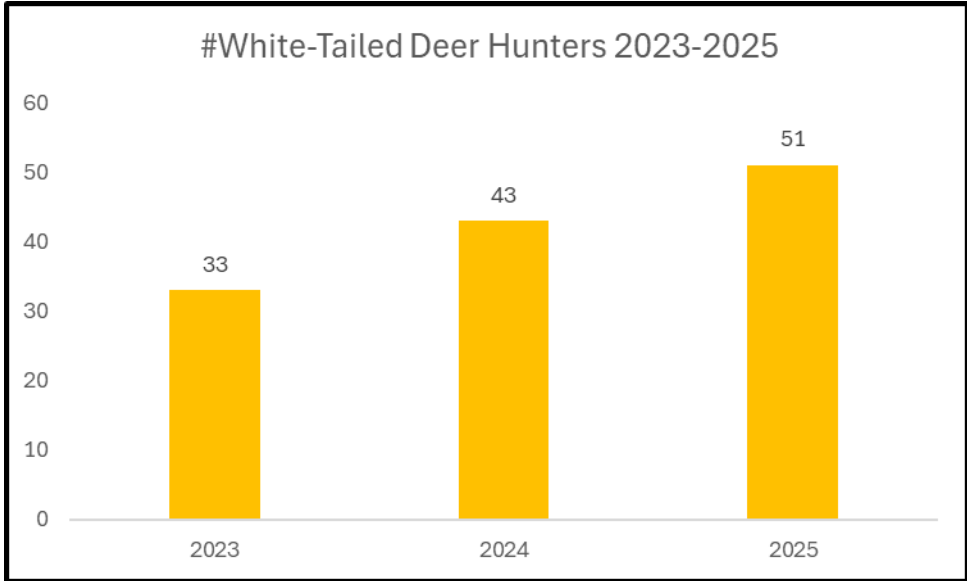


Figure 16. Total number of white-tailed only deer hunters since the first full year iSportsman started collecting data.

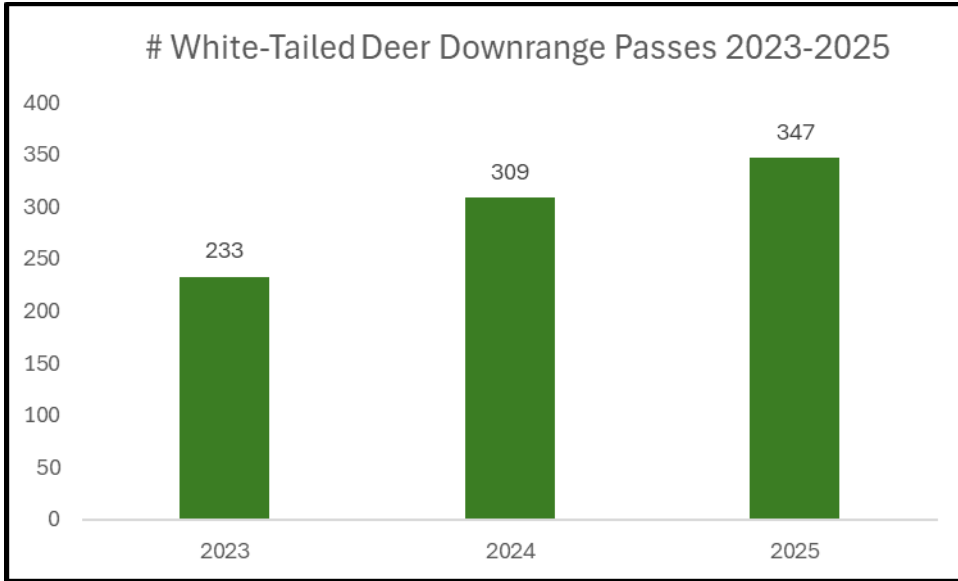


Figure 17. Total number of downrange passes for the white-tailed only deer season since the first full year iSportsman started collecting data.

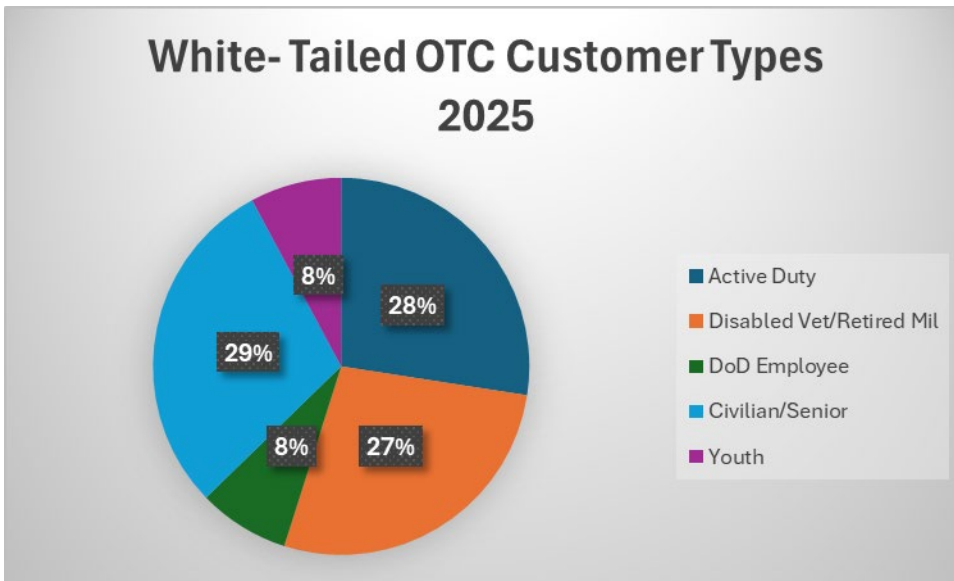


Figure 18. Percentage of customer types during white-tailed only season. Active duty = 28%, Disabled Vet/ Retired Military =27%, DoD Employee = 8%, Civilian/Senior= 29%, and Youth= 8%.

Elk

All bull elk harvested from Fort Carson, GMU 591, in all seasons must have four points or more on one antler or a brow tine of five inches or more. Elk archery and second and third rifle seasons are unlimited OTC tags, which are shared with multiple GMUs statewide. Elk Muzzleloader draw tags are valid in GMUs 59, 511, 581 and 591. Because the staff doesn't know how many animals were harvested in the other GMUs, the percentage of tags filled only reflects

the percentage of tags that were filled on Fort Carson out of number of tags issued, not the overall success rate. Only the GMU 591 specific cow elk rifle tags reflect the overall success rate for the license.

The total number of elk harvested for all seasons on Fort Carson was 34 animals, with bulls accounting for 26% of the harvest and cows accounting for 74% of the harvest. The total number of individual hunters for all elk seasons on post was 213 individuals with 1,704 downrange passes being issued for access. There was a government appropriations funding lapse from Oct. 1, 2025-Nov. 12, 2025. There was no hunting or downrange recreation during this timeframe. The reduction in bull harvest, number of hunters, and downrange passes during the 2025-2026 season can be explained by the closure. Summary of elk data is in Table 3 below.

Season	Multiple GMU Tag	# Cows and # Bulls	Elk Harvested	Hunters	Passes	% of hunters harvested
OTC Archery Either- Sex	Many	4 cows, 6 bulls	10	123	1087	8%
DRAW Muzzleloader	59,511,581,591		5	15	67	33%
OTC 2nd Rifle Bull	Many		0	0	0	N/A
OTC 3rd Rifle Bull	Many		0	24	52	0%
DRAW Rifle Cow			19	51	498	37%
Total			34	213	1704	16%
	Draw Tags	Harvested	% of tags filled			
Muzzleloader						
Bull	100	3	3%			
Cow	120	2	2%			
Rifle						
Cow	45	19	42%			

Table 3. Summary of all elk data for 2025-26 on Fort Carson

Elk OTC Archery – Sept. 2-30, 2025

For elk either-sex archery season, 10 elk were harvested on Fort Carson. Out of the 10 harvested elk, four were cows and six were bulls. There was a total of 123 individual hunters who checked in on post and 1,087 downrange passes were issued with 8% of those hunters harvesting this season.

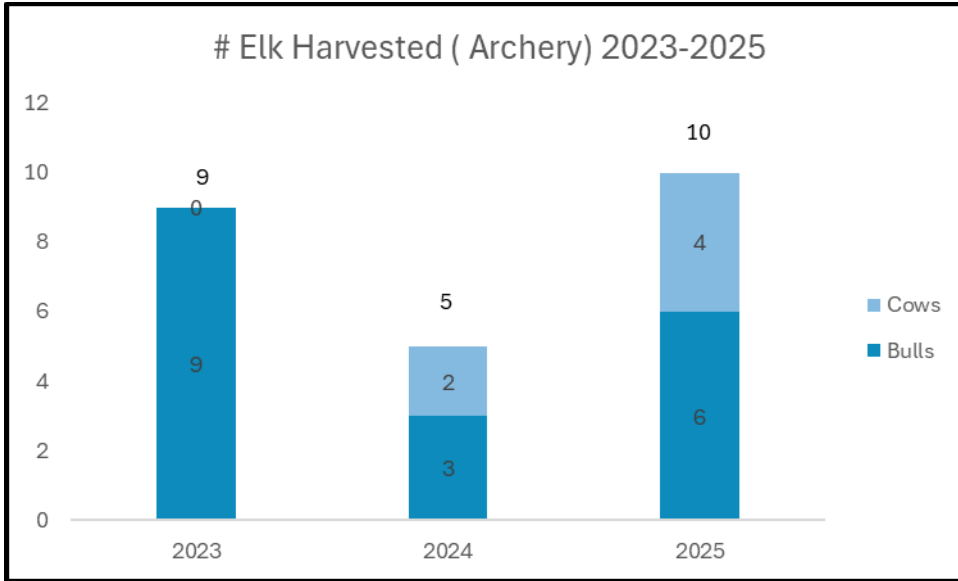


Figure 19. Total number of elk harvested during the archery season since the first full year iSportsman started collecting data. Number of bulls are in dark blue (bottom) and the number of cows are in light blue (top).

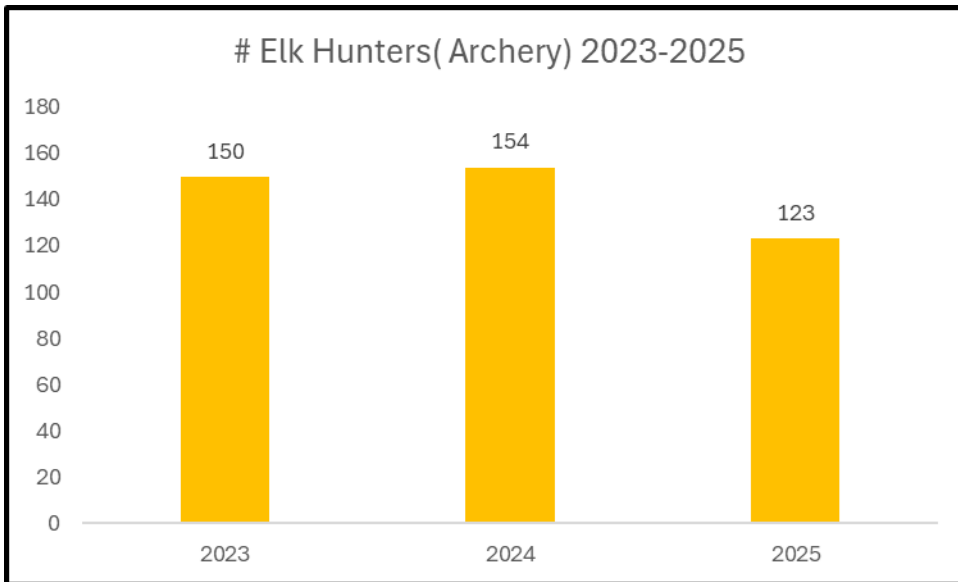


Figure 20. Total number of archery elk hunters since the first full year iSportsman started collecting data.

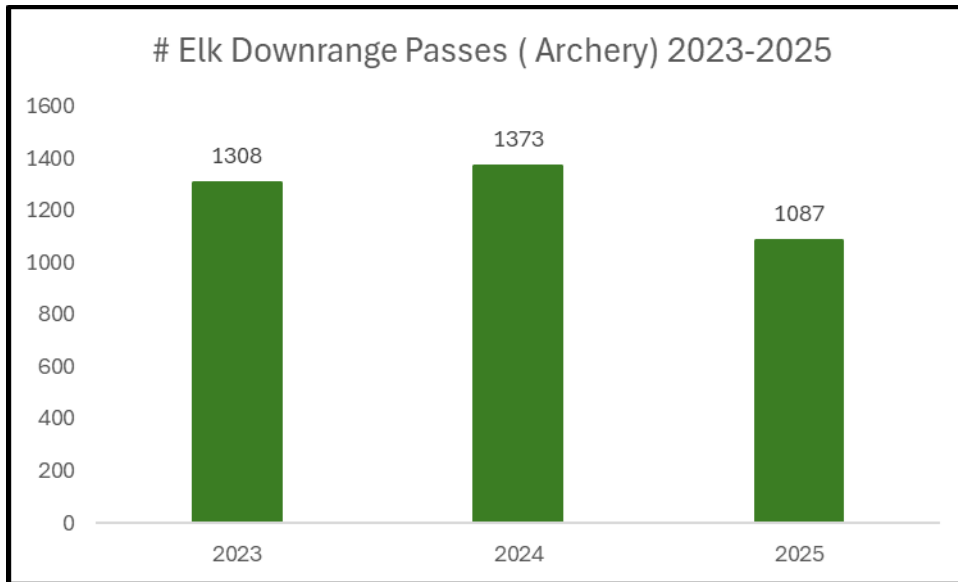


Figure 21. Total number of downrange passes for the elk archery season since the first full year iSportsman started collecting data.

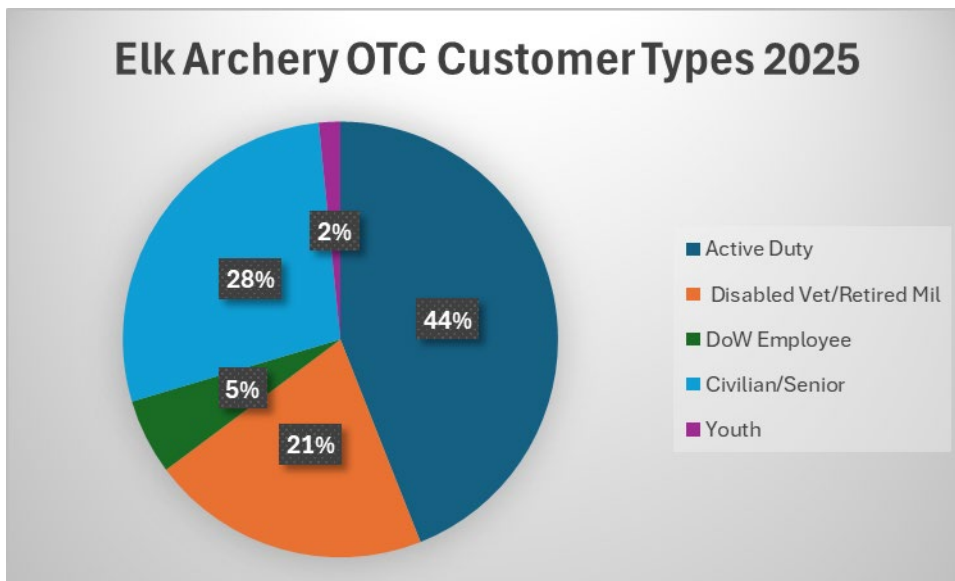


Figure 22. Percentage of customer types during elk archery. Active duty = 44%, Disabled Vet/ Retired Military =21%, DoD Employee = 5%, Civilian/Senior= 28%, and Youth= 2%.

Elk Muzzleloader – Sept. 13-21, 2025

For elk, muzzleloader season, five bull elk were harvested on Fort Carson with CPW issuing 100 bull tags and 120 cow tags between GMUs 59, 511, 581 and 591. There were 15 hunters and 67 downrange passes issued during this season with 33% of those hunters harvesting this season.

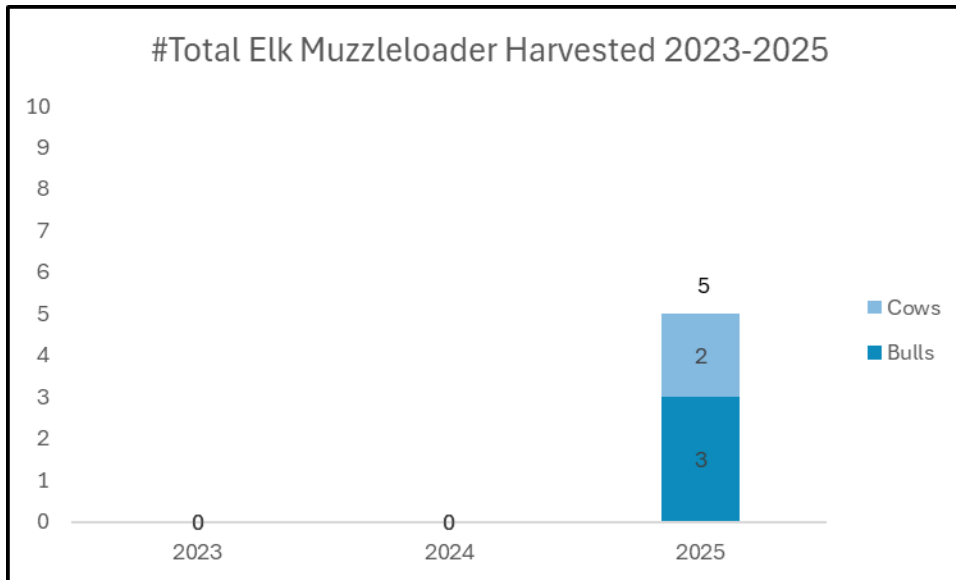


Figure 23. Total number of elk harvested during the muzzleloader season since the first full year iSportsman started collecting data. Number of bulls are in dark blue (bottom) and the number of cows are in light blue (top).

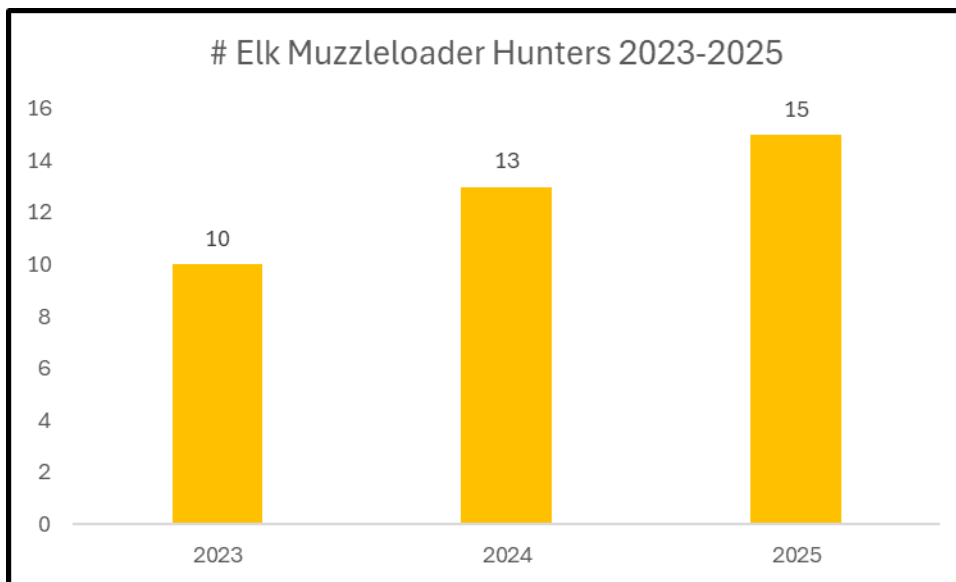


Figure 24. Total number of elk muzzleloader hunters since the first full year iSportsman started collecting data.

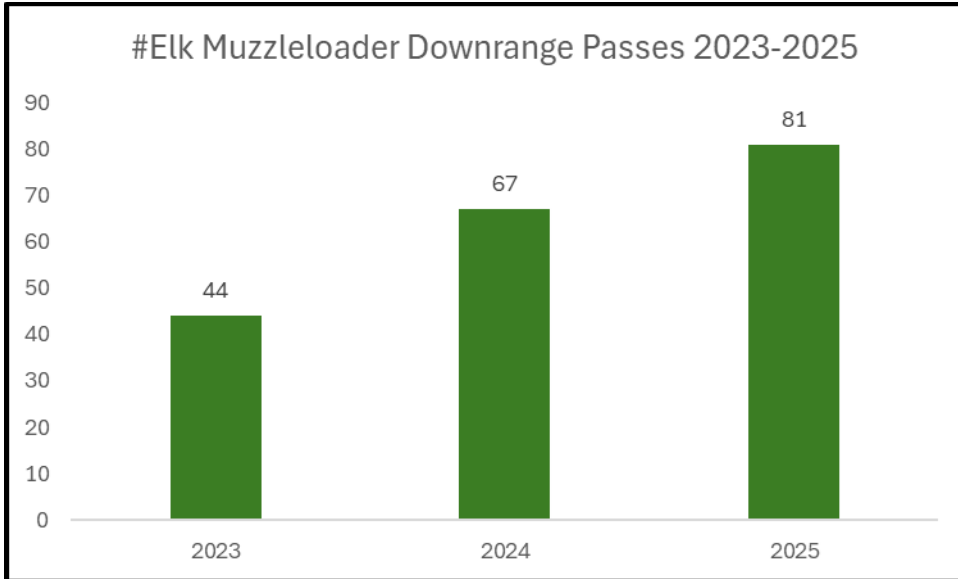


Figure 25. Total number of downrange passes for the elk muzzleloader season since the first full year iSportsman started collecting data.

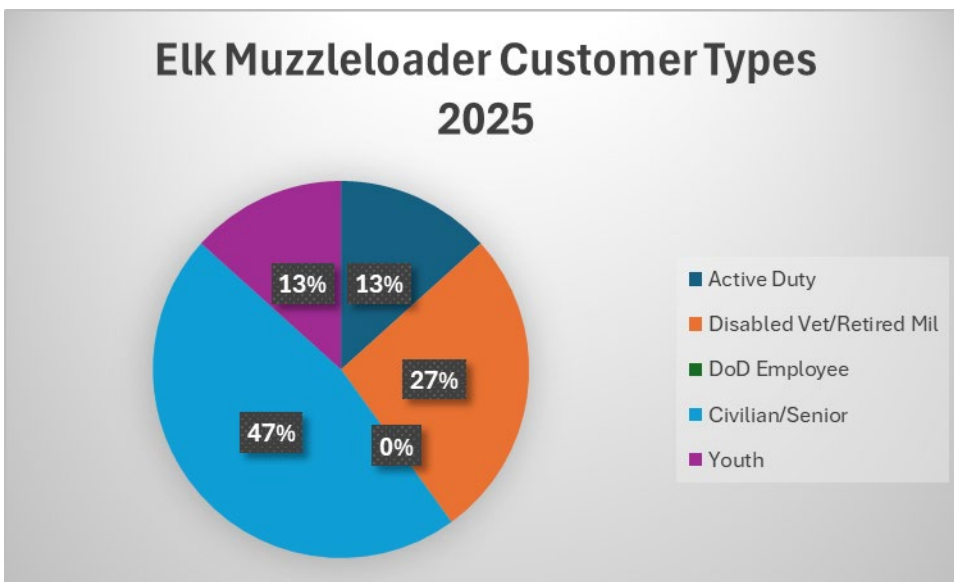


Figure 26. Percentage of customer types during elk muzzleloader. Active duty = 13%, Disabled Vet/Retired Military =27%, DoD Employee = 0%, Civilian/Senior= 47%, and Youth= 13%.

Elk OTC Second Rifle – Oct. 25 through Nov. 2, 2025

For elk second rifle season, no bull elk were harvested on Fort Carson. There were no hunters and no downrange passes issued during this season with 0% of those hunters harvesting this season. Fort Carson was closed for the entire second season due to the government appropriations funding lapse.

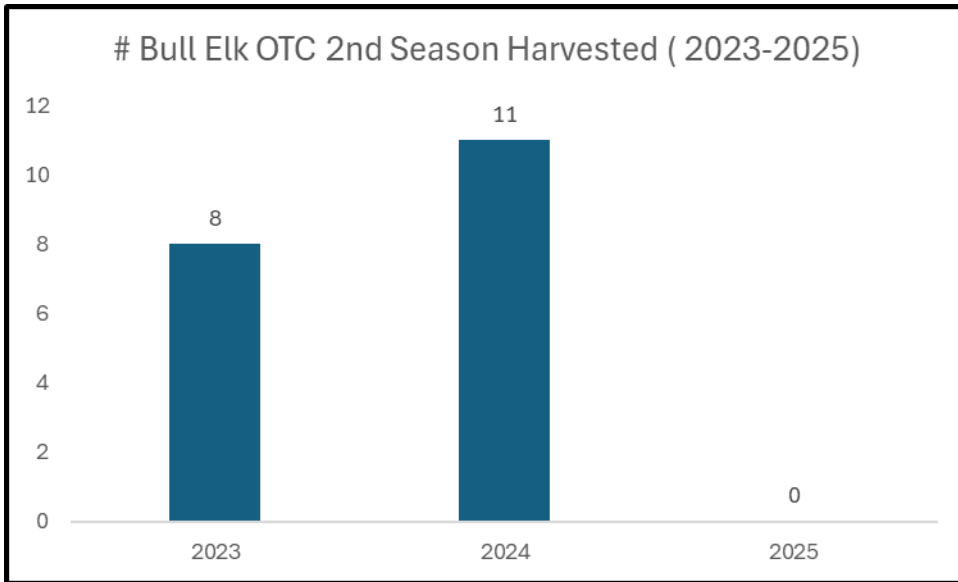


Figure 27. Total number of bull elk harvested during the elk OTC Second rifle season since the first full year iSportsman started collecting data.

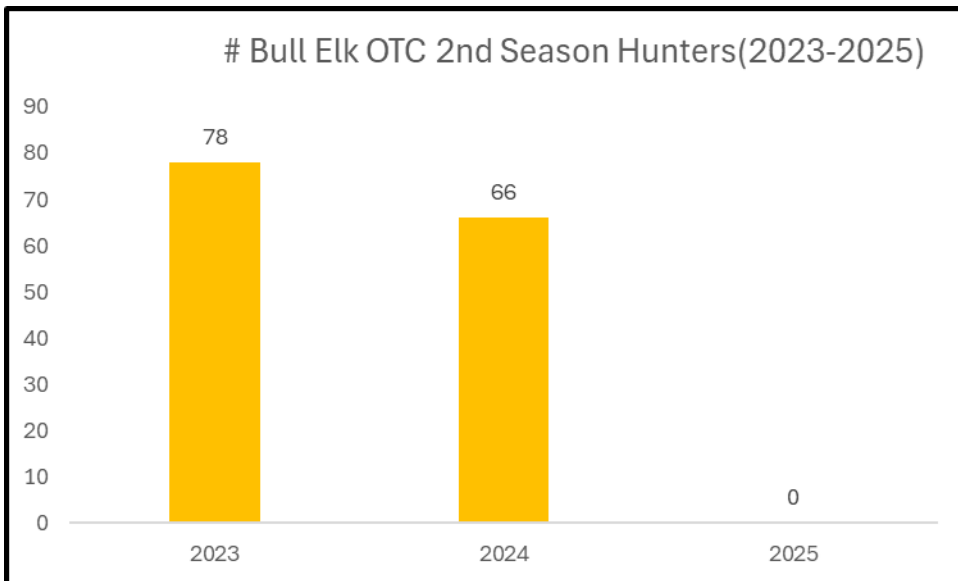


Figure 28. Total number of Elk OTC Second rifle season hunters since the first full year iSportsman started collecting data.

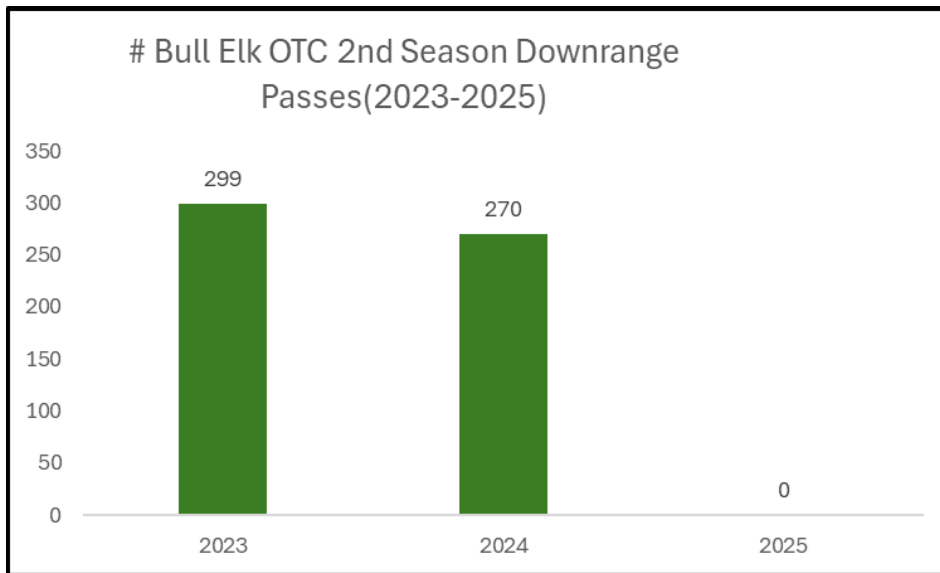


Figure 29. Total number of downrange passes for OTC Second rifle season the since the first full year iSportsman started collecting data.

Elk OTC Third Rifle – Nov. 8-16, 2025

For elk third rifle season, no bull elk were harvested on Fort Carson. There were 24 hunters and 52 downrange passes issued during this season with 0% of those hunters harvesting this season. Fort Carson was closed for most of the season due to the government appropriations funding lapse. It was open for hunting beginning on Nov. 15, 2025. Hunters were able to hunt the last two days of the season.

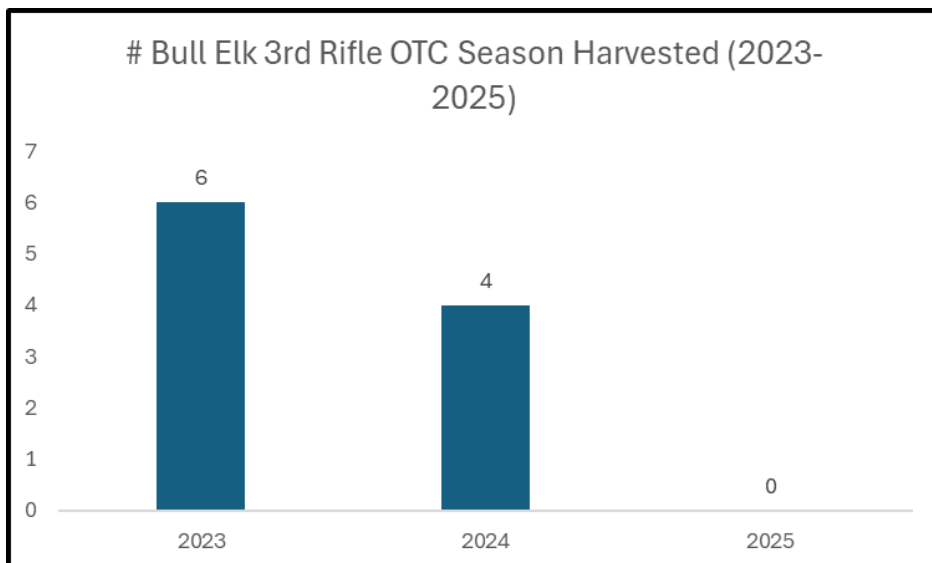


Figure 30. Total number of bull elk harvested during the elk OTC third rifle season since the first full year iSportsman started collecting data.

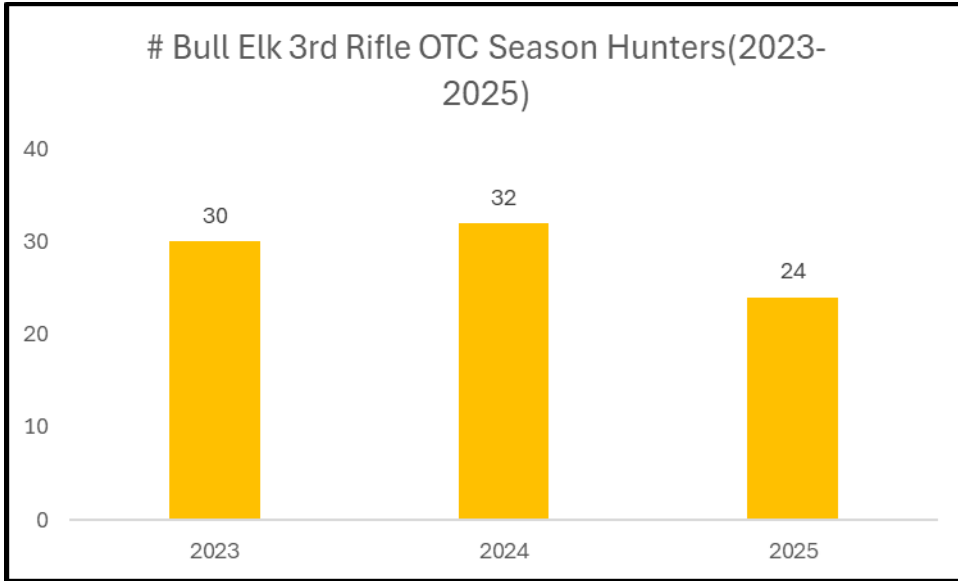


Figure 31. Total number of third rifle OTC hunters since the first full year iSportsman started collecting data.

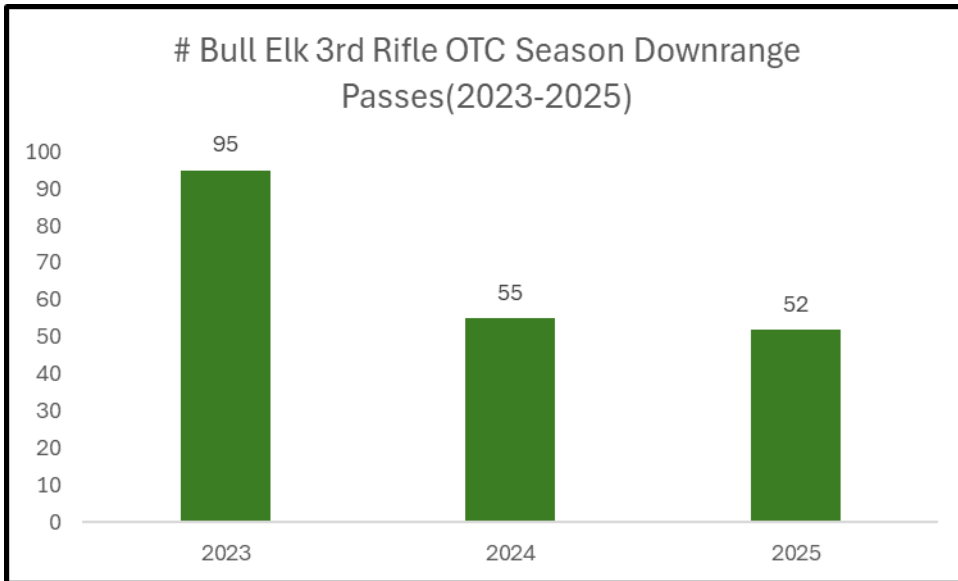


Figure 32. Total number of downrange passes for the third rifle OTC season since the first full year iSportsman started collecting data.

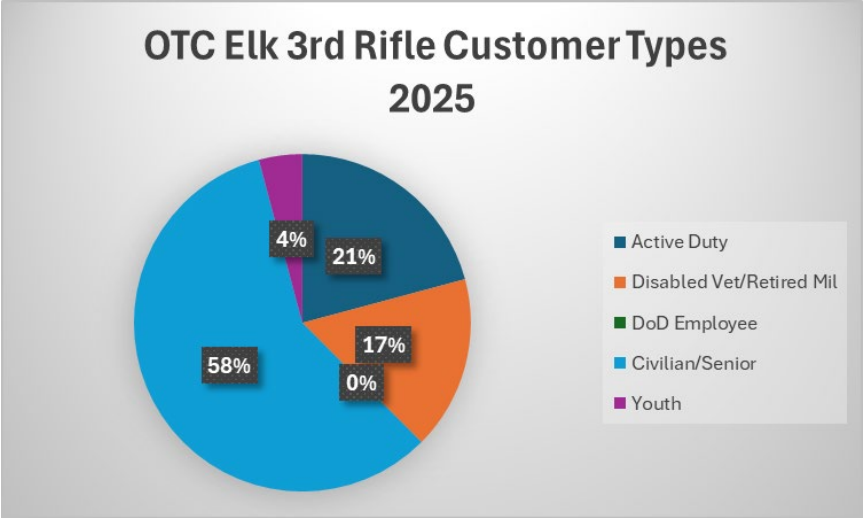


Figure 33. Percentage of customer types during third rifle OTC. Active Duty = 21%, Disabled Vet/Retired Military =17%, DoD Employee = 0%, Civilian/Senior= 58%, and Youth= 4%.

Elk Late Season Cow – Oct. 1, 2025, to Jan. 31, 2026

From the data received, 42% of hunters with a cow rifle tag were able to fill their tag. The CPW issued 45 draw tags for cow rifle this year, of which 19 were harvested. There were 51 individual hunters participating in this season and 498 downrange passes were issued with 37% of those hunters harvesting this season. The discrepancy in number of hunters and total tags issued may be explained by both youth hunters and their mentor checking in or friends and family members checking in under Elk Late Season Cow instead of scouting or being a non- participant. The Extended Youth Season may have also contributed to this discrepancy.

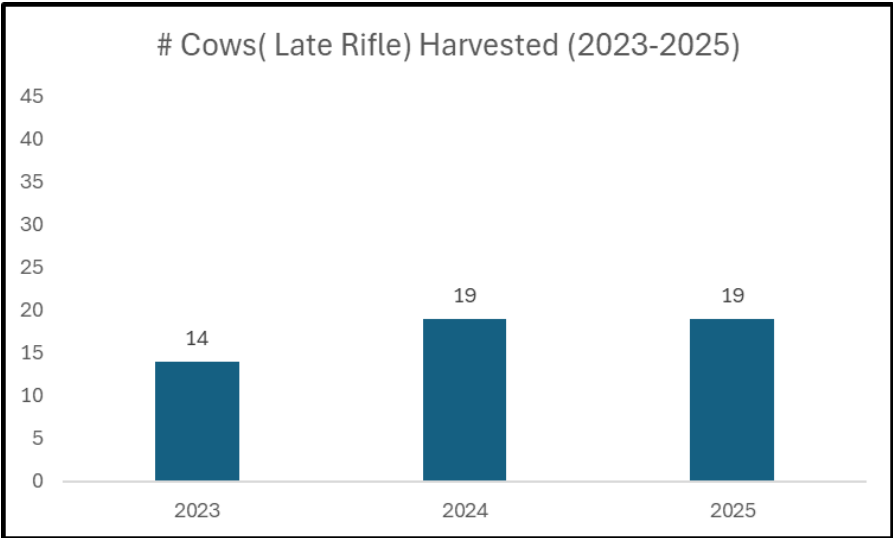


Figure 34. Total number of cow elk harvested during the late rifle season since the first full year iSportsman started collecting data.

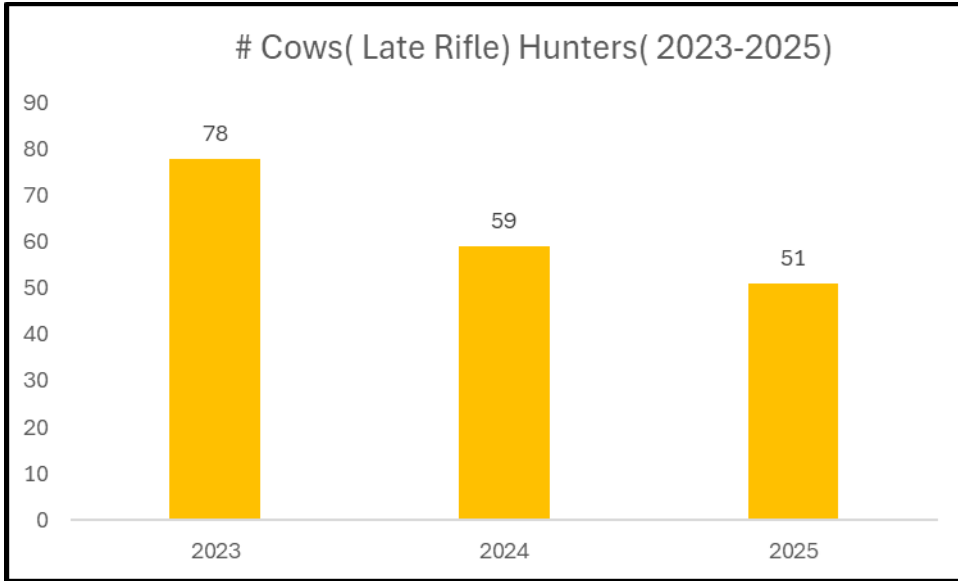


Figure 35. Total number of late rifle cow hunters since the first full year iSportsman started collecting data.

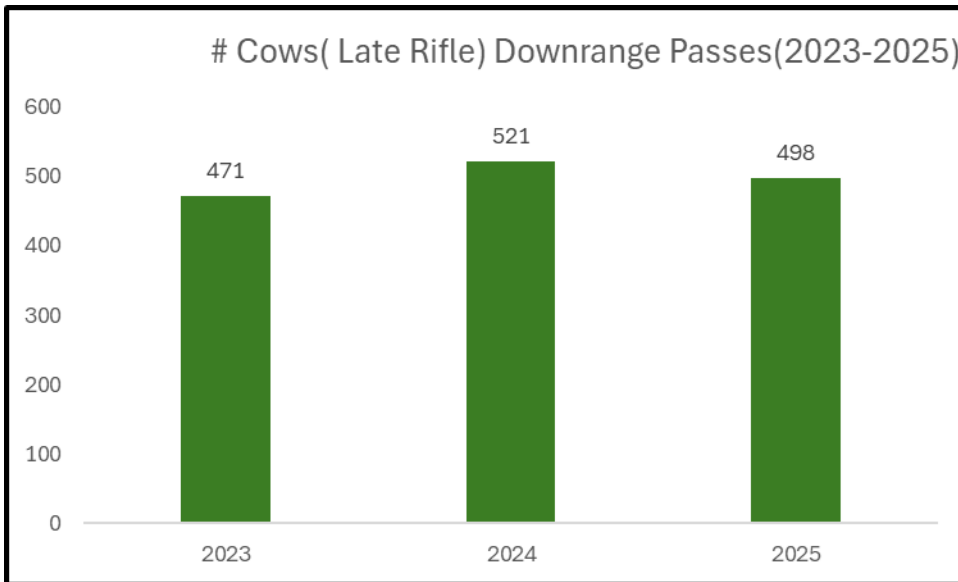


Figure 36. Total number of downrange passes for the cow late rifle season since the first full year iSportsman started collecting data.

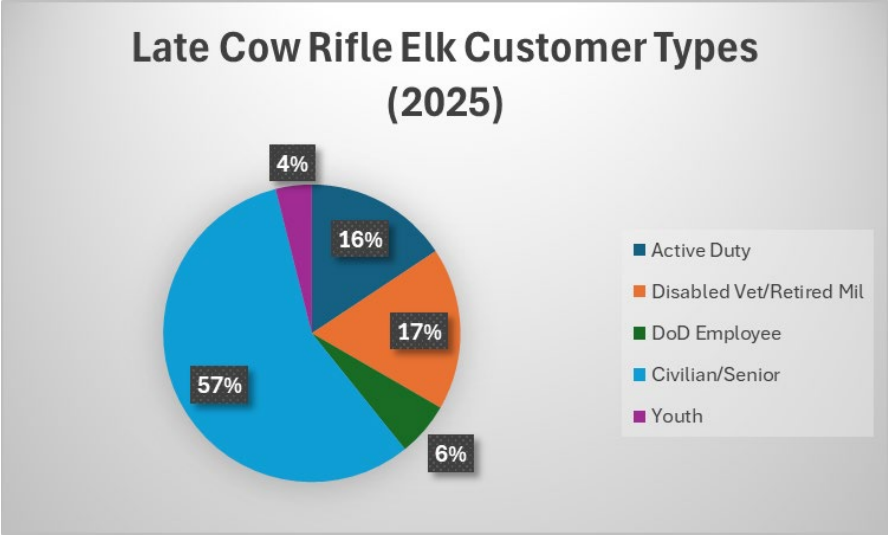


Figure 37. Percentage of customer types during late rifle cow. Active duty = 16%, Disabled Vet/ Retired Military =17%, DoD Employee = 6%, Civilian/Senior= 57%, and Youth= 4%.

Pronghorn

Pronghorn either-sex archery is an unlimited OTC tag that is valid for multiple GMUs statewide. All muzzleloader and rifle pronghorn draw tags are valid for GMUs 59 and 591. Many of these hunters choose to hunt on Fort Carson (GMU 591). The total number of pronghorns harvested for all seasons on post was 13 animals, with bucks accounting for 85% of the harvest and does accounting for 15% of the harvest. The total number of individual hunters for all pronghorn seasons on Fort Carson was 45 individuals with 373 downrange passes being issued for access. There was a government appropriations funding lapse from Oct. 1, 2025-Nov. 12, 2025. There was no hunting or downrange recreation during the rifle pronghorn season. Summary of pronghorn data is in Table 4 below.

Season	Multiple GMU Tag	# Bucks and # Does	Pronghorn Harvested	Hunters	Passes	% of hunters harvested
OTC Archery Either- Sex	Many	8 bucks	8	39	330	21%
DRAW Muzzleloader	59,591		5	6	43	83%
DRAW Rifle	59,591		0	0	0	N/A
Total			13	45	373	29%
	Draw Tags	Harvested	% of tags filled			
Muzzleloader						
Buck	5	3	60%			
Doe	5	2	40%			
Rifle						
Buck	10	0	0%			
Doe	10	0	0%			

Table 4. Summary of all pronghorn data for 2025 on Fort Carson.

OTC Archery – Aug. 15 through Sept. 20, 2025

For archery, eight buck pronghorns were harvested on Fort Carson. There were 39 hunters and 330 downrange passes issued during this season with 21% of those hunters harvesting this season. This license is bucks only from Aug.15-31, 2025. If a buck is not harvested during that time, hunters can hunt either sex from Sept. 1-20, 2025. To date, no does have been harvested during this season.

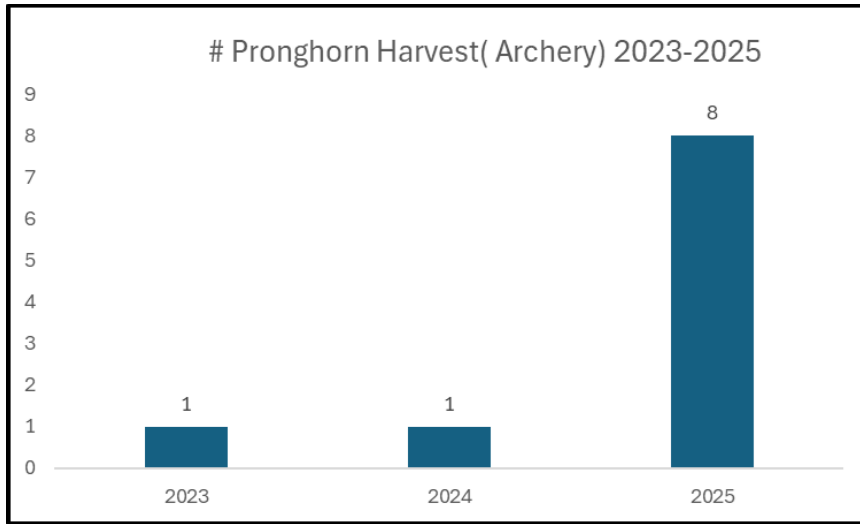


Figure 38. Total number of pronghorn bucks harvested during the archery season since the first full year iSportsman started collecting data.

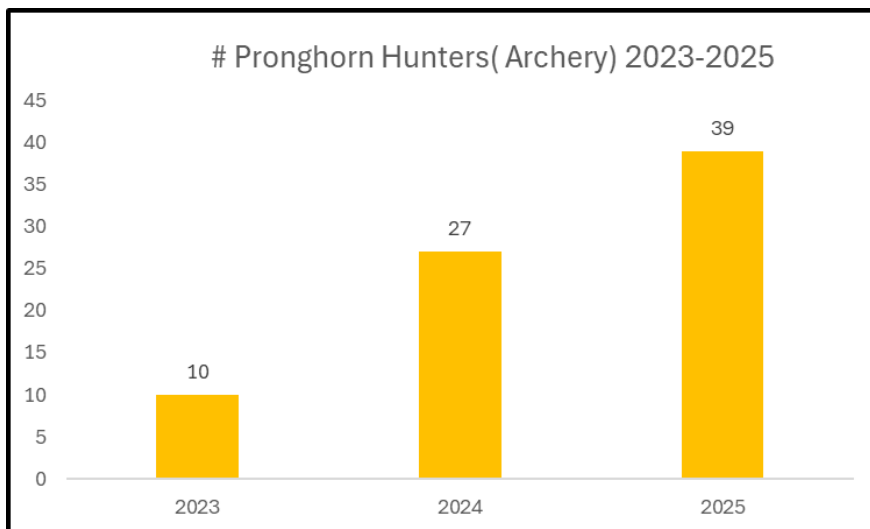


Figure 39. Total number of archery pronghorn hunters since the first full year iSportsman started collecting data.

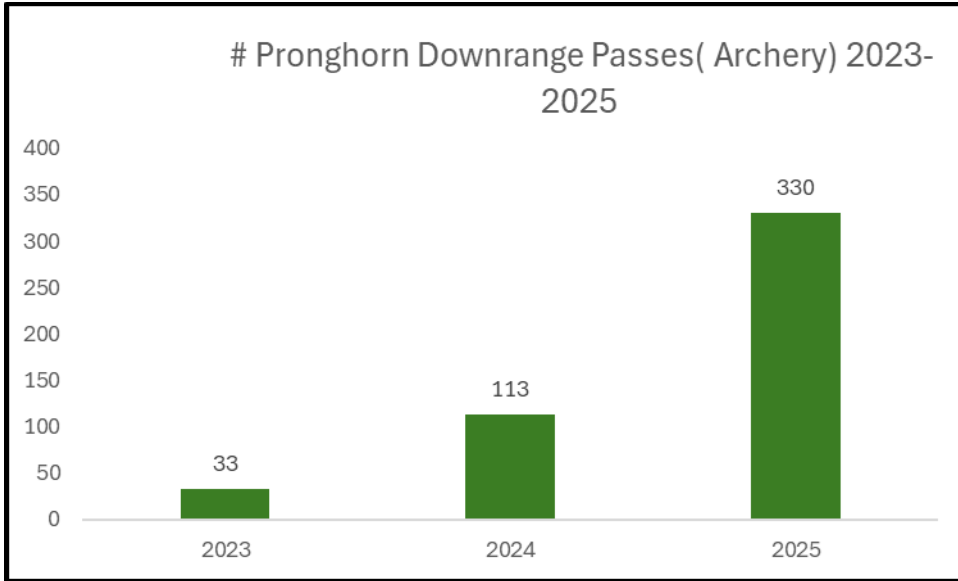


Figure 40. Total number of downrange passes for the pronghorn archery season since the first full year iSportsman started collecting data.

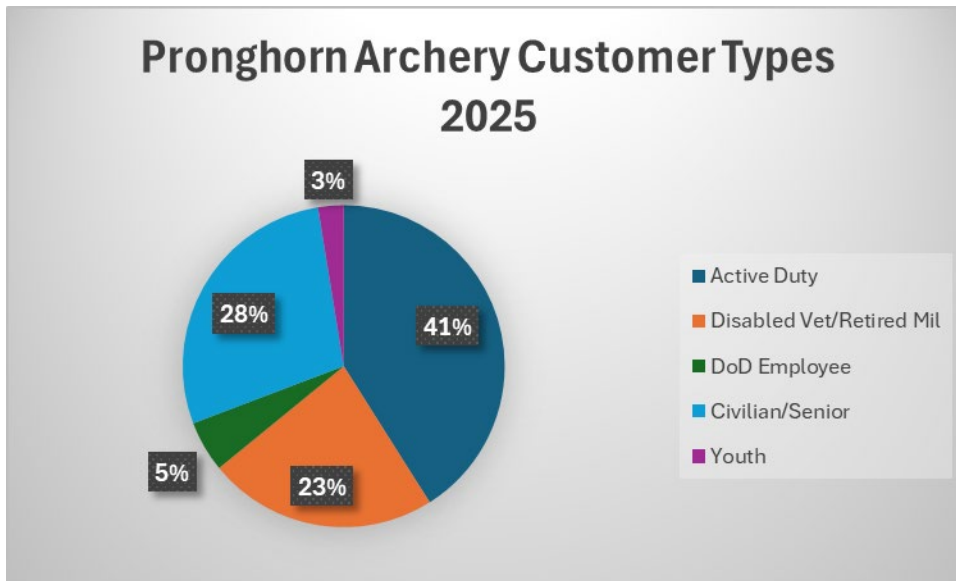


Figure 41. Percentage of customer types during pronghorn archery. Active duty = 41%, Disabled Vet/Retired Military =23%, DoD Employee = 5%, Civilian/Senior= 28%, and Youth= 3%.

Muzzleloader – Sept. 21- 29, 2025

From the data, 83% of hunters with a pronghorn muzzleloader tag who chose to hunt on Fort Carson was able to fill their tag. CPW tags issued for pronghorn muzzleloader were five for bucks and five for does. Of the five pronghorns harvested on Fort Carson, two were does and three were bucks. Six individual hunters participated and 43 downrange passes were issued.

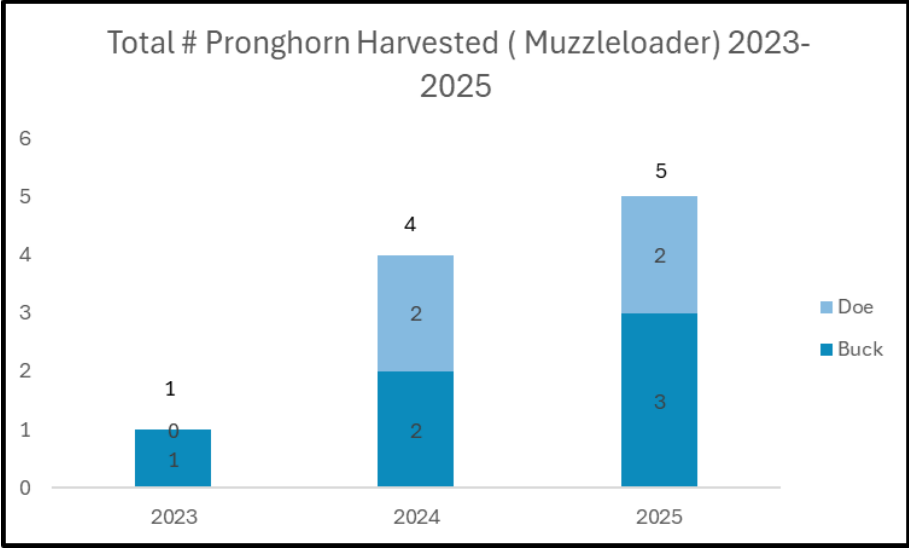


Figure 42. Total number of pronghorns harvested during the muzzleloader season since the first full year iSportsman started collecting data. Number of bucks are in dark blue (bottom) and the number of does is in light blue (top).

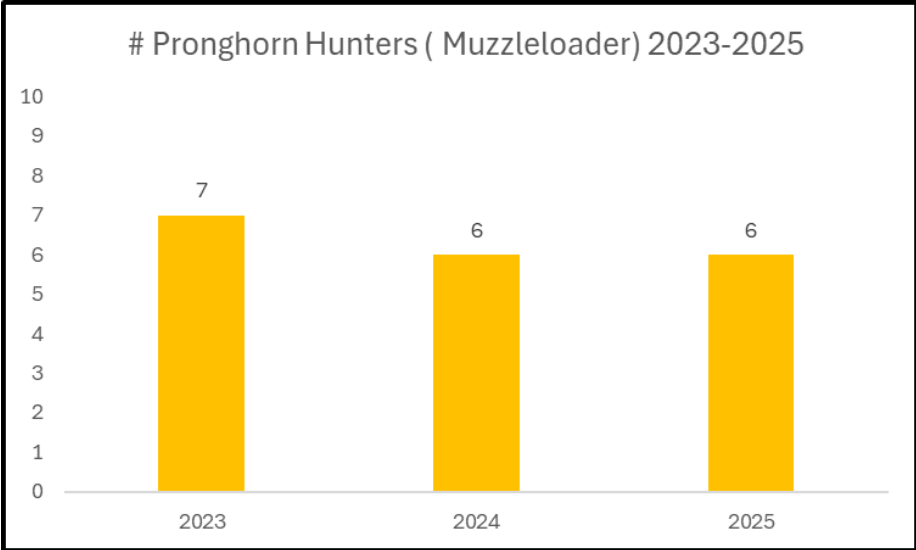


Figure 41. Total number of muzzleloader pronghorn hunters since the first full year iSportsman started collecting data.

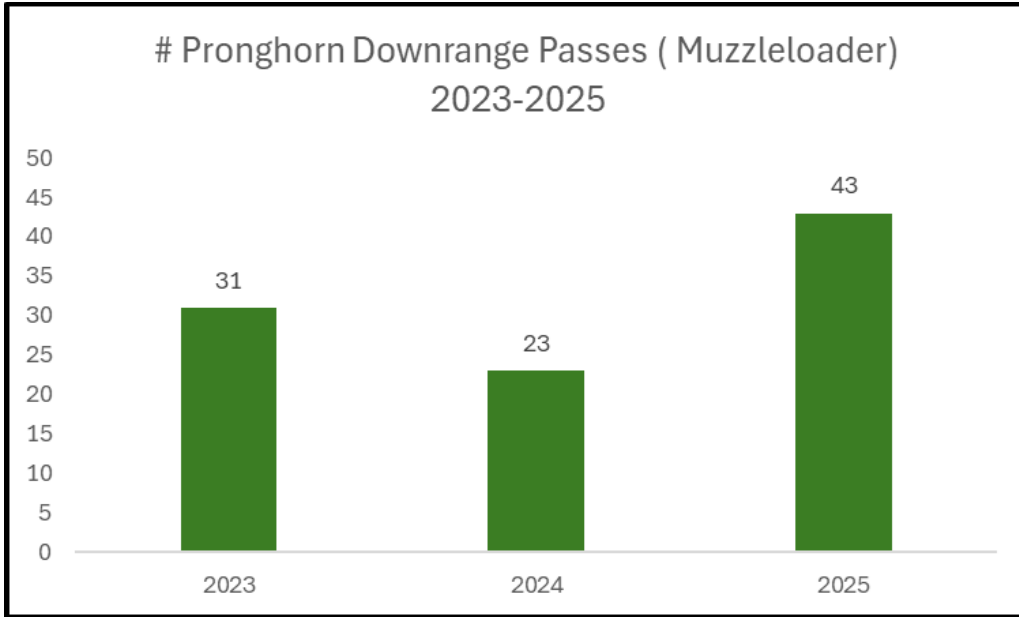


Figure 42. Total number of downrange passes for the pronghorn muzzleloader season since the first full year iSportsman started collecting data.

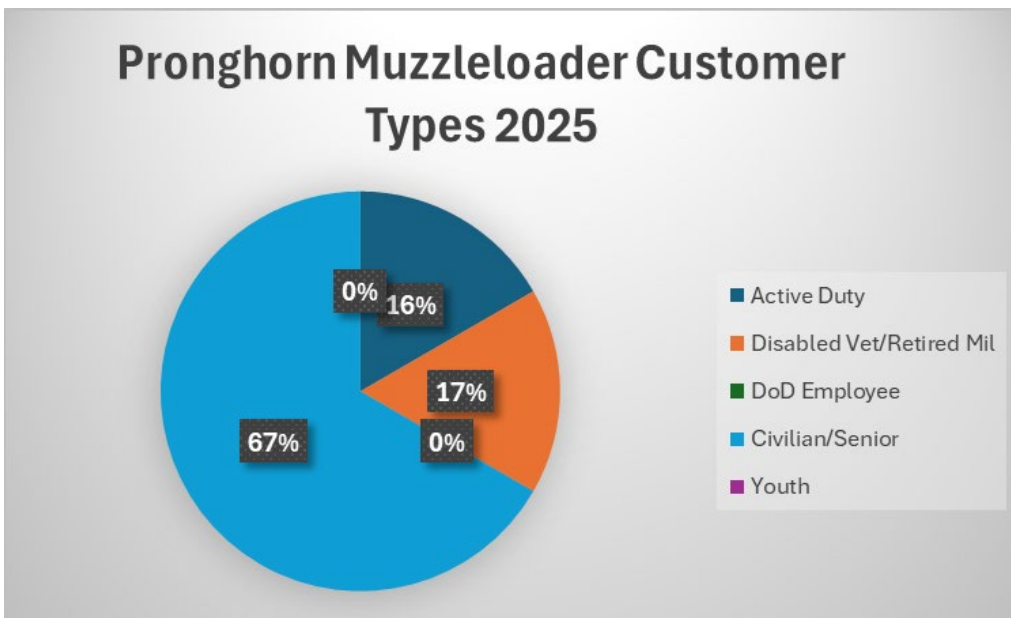


Figure 43. Percentage of customer types during pronghorn muzzleloader. Active duty = 16%, Disabled Vet/ Retired Military =17%, DoD Employee = 0%, Civilian/Senior= 67%, and Youth= 0%.

Rifle – Oct. 4-12, 2025

For rifle pronghorn season, there were no pronghorn harvested on Fort Carson. There were no hunters and no downrange passes issued during this season with 0% of those hunters

harvesting this season. Fort Carson was closed for the entire rifle pronghorn due to a government appropriations funding lapse.

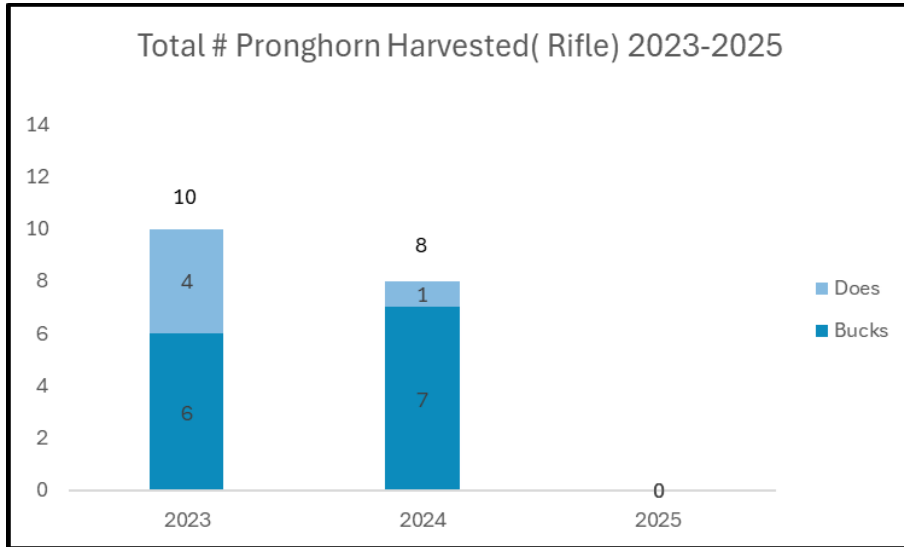


Figure 44. Total number of pronghorns harvested during the archery season since the first full year iSportsman started collecting data. Number of bucks are in dark blue (bottom) and the number of does is in light blue (top).

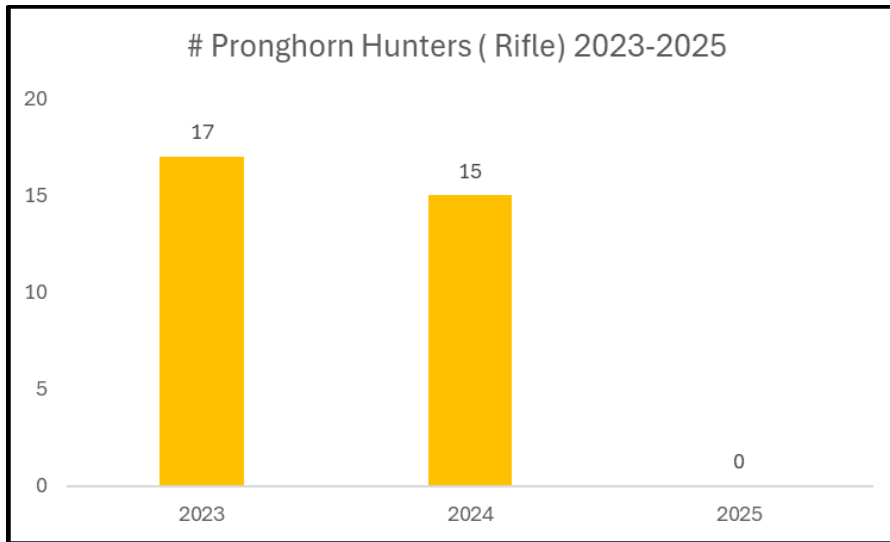


Figure 45. Total number of rifle pronghorn hunters since the first full year iSportsman started collecting data.

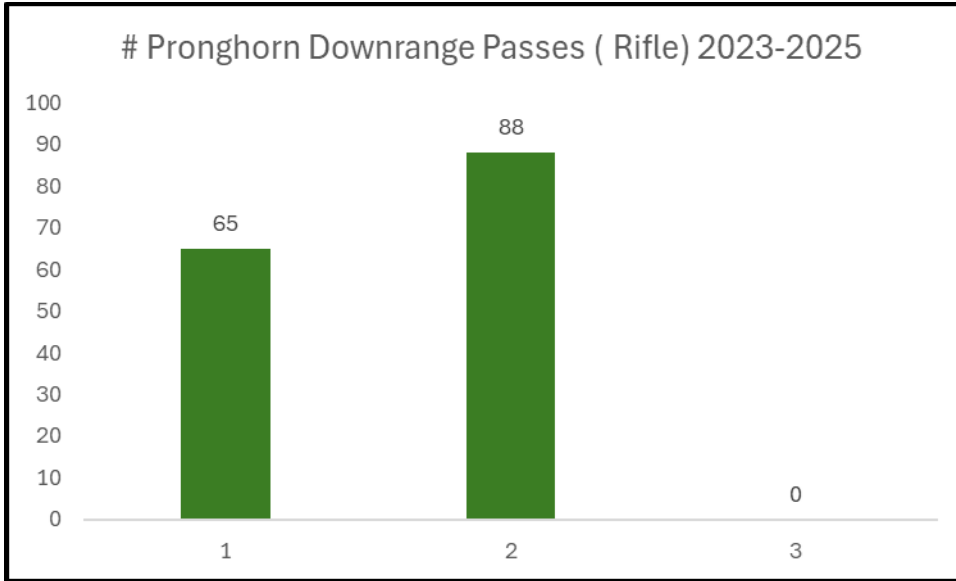


Figure 46. Total number of downrange passes for the pronghorn rifle season since the first full year iSportsman started collecting data.

Bear

All bear tags are either-sex and valid for multiple GMUs. Because it is unknown how many hunters there were or how animals were harvested in the other GMUs, the percentage of hunters harvested only reflects the success rate of those hunters that chose to hunt on Fort Carson.

The total number of bears harvested for all seasons on Fort Carson was one animal, with sows accounting for 100% of the harvest. The total number of individual hunters for all bear seasons on post was 28 individuals with 83 downrange passes being issued for access. Summary of bear data is in Table 5 below.

Season	Multiple GMU Tag	Draw Tags	Bear Harvested	#Sow and # Boar	Hunters	Passes	% of hunters harvested
DRAW Archery	59,511,591	100	1	1 sow	9	29	11%
DRAW Muzzleloader	59,511,591	40			6	17	0%
DRAW Rifle September	59,511,591	80			8	27	0%
Draw Rifle OCT-NOV	58,59,511,581,591	175			5	10	0%
Total			1		28	83	4%

Table 5. Summary of bear data for 2025 on Fort Carson

Archery – Sept. 2-30, 2025

For bear archery season, one bear (sow) was harvested on Fort Carson with CPW issuing 100 bear tags valid for GMUs 59, 511 and 591. There were nine hunters and 29 downrange passes issued during this season with 11% of those hunters harvesting this season.

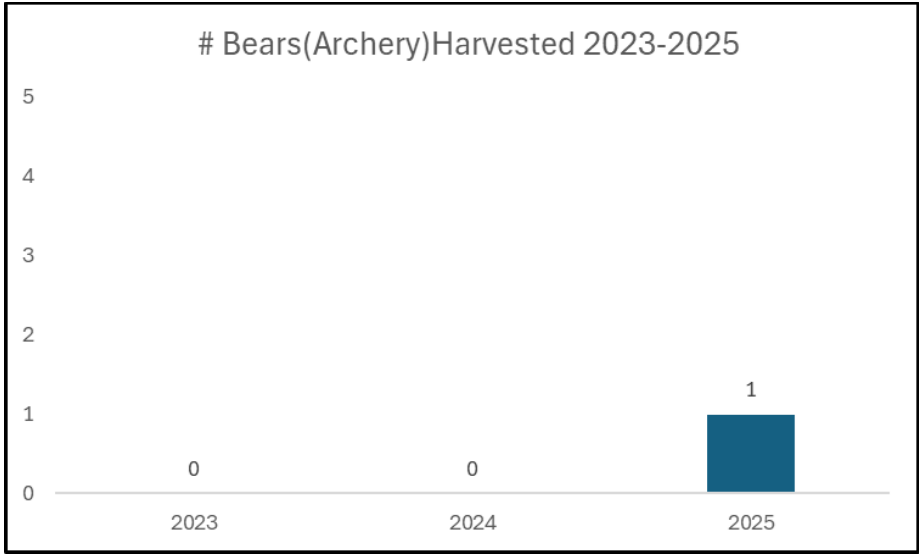


Figure 47. Total number of bears harvested during the archery season since the first full year iSportsman started collecting data. The bear harvested in 2025 was a sow.

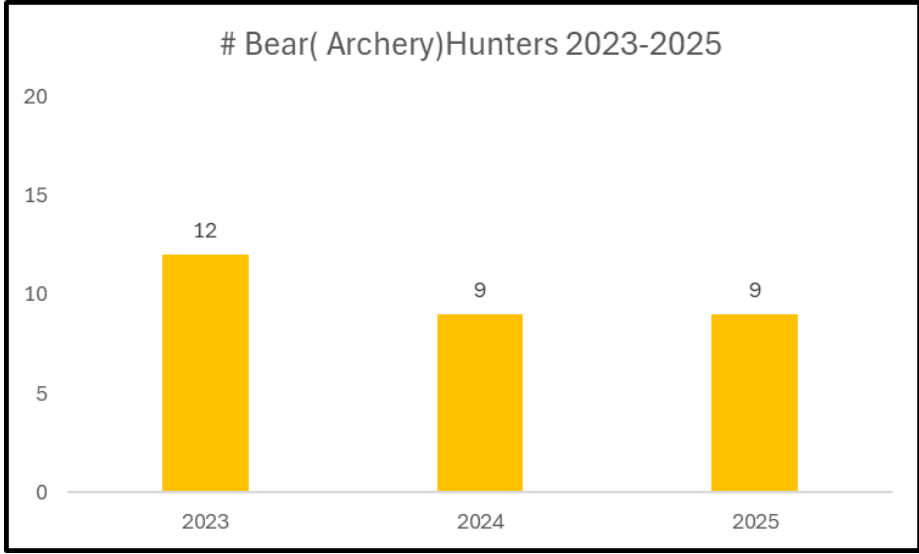


Figure 48. Total number of archery bear hunters since the first full year iSportsman started collecting data.

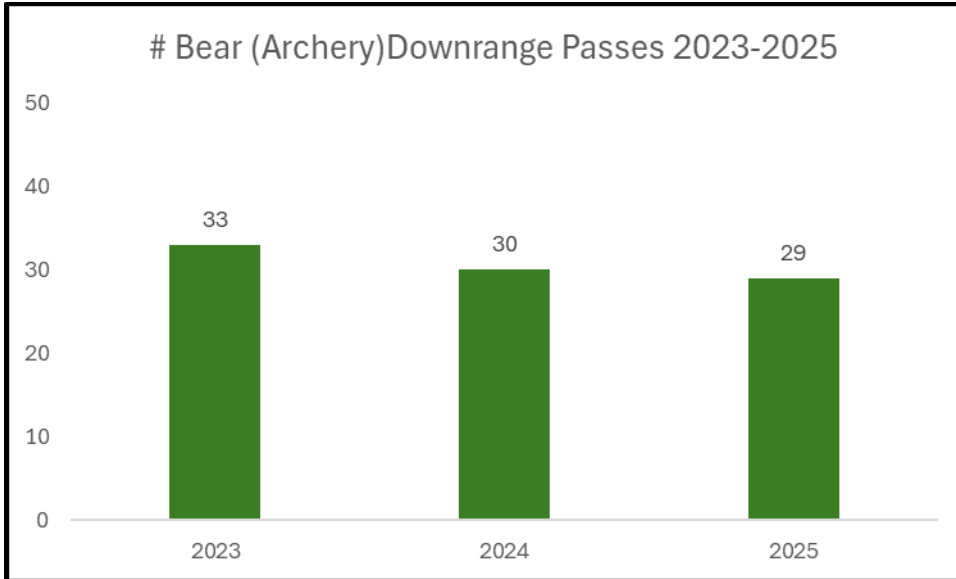


Figure 49. Total number of downrange passes for the bear archery season since the first full year iSportsman started collecting data.

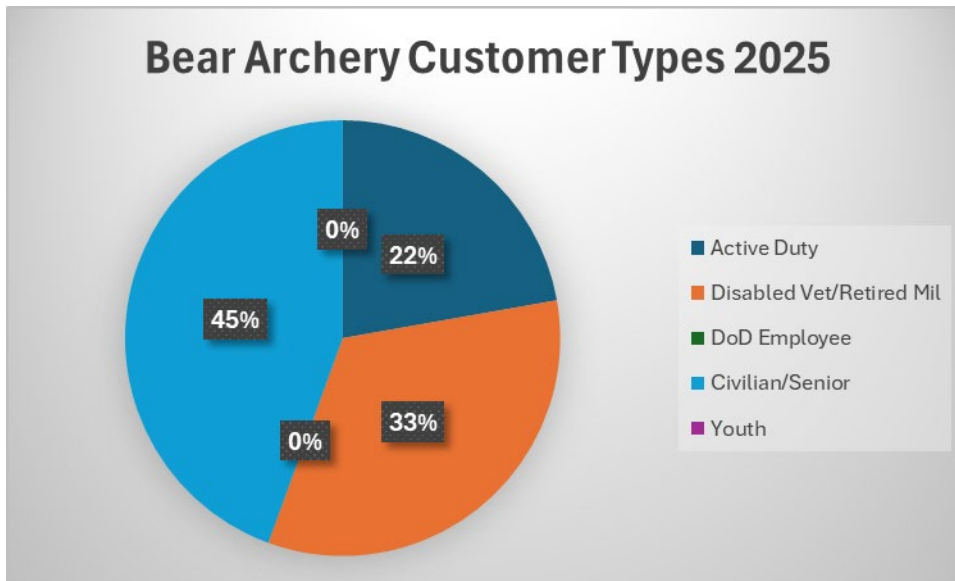


Figure 50. Percentage of customer types during bear archery. Active duty = 22%, Disabled Vet/ Retired Military =33%, DoD Employee = 0%, Civilian/Senior= 45%, and Youth= 0%.

Muzzleloader – Sept.13-21, 2025

For bear muzzleloader season, no bears were harvested on Fort Carson with CPW issuing 40 bear tags valid for GMUs 59, 511 and 591. There were six hunters and 17 downrange passes issued during this season with 0% of those hunters harvesting this season. There have been no bears harvested during muzzleloader season from 2023 through 2025.

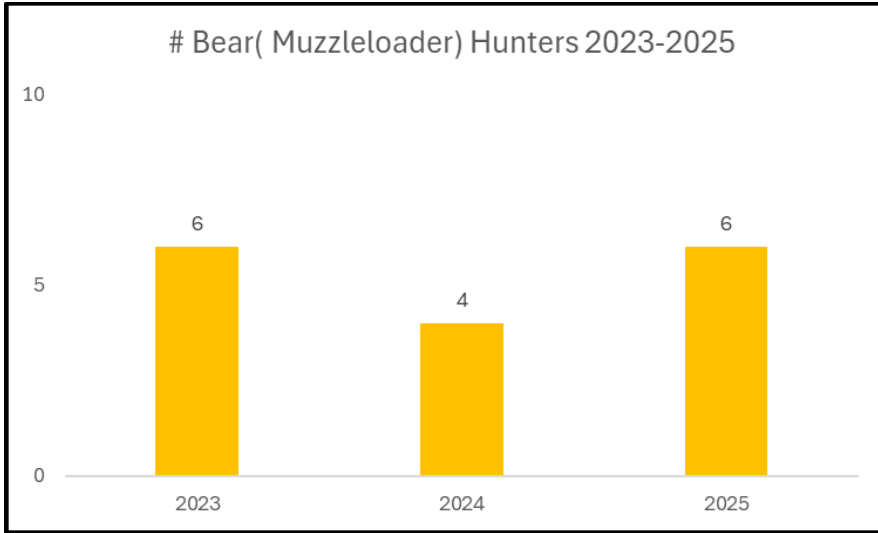


Figure 50. Total number of muzzleloader bear hunters since the first full year iSportsman started collecting data.

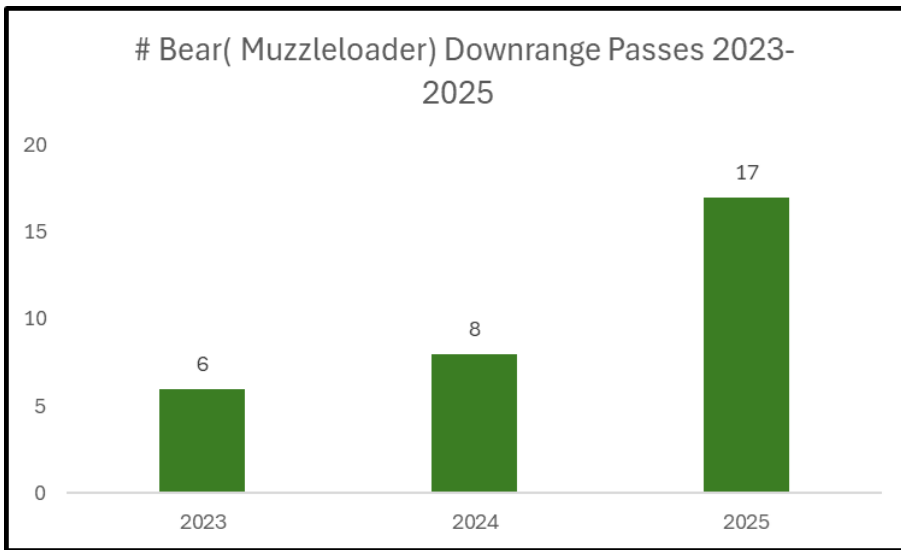


Figure 51. Total number of downrange passes for the deer muzzleloader season since the first full year iSportsman started collecting data.

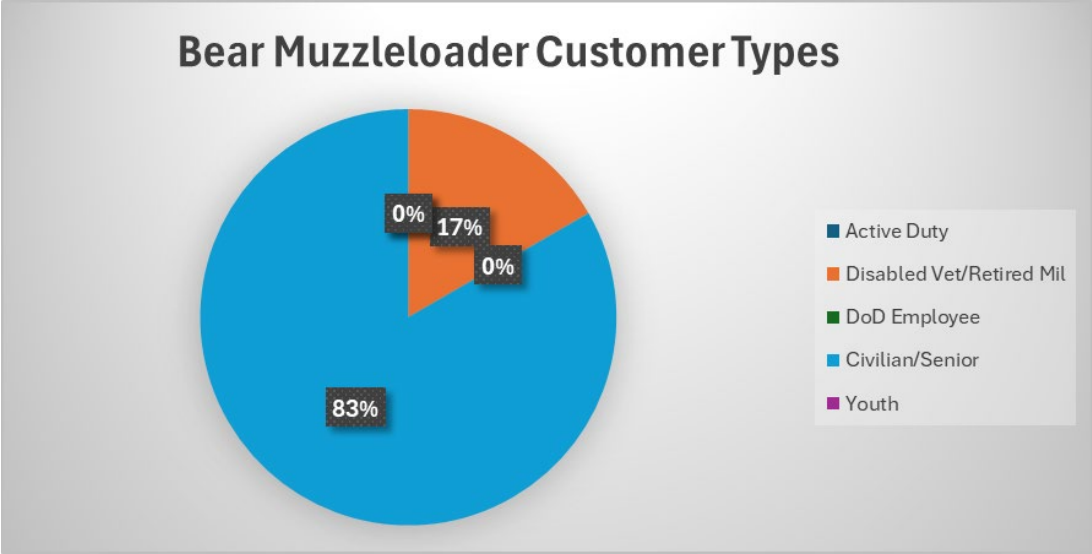


Figure 52. Percentage of customer types during bear muzzleloader. Active duty = 0%, Disabled Vet/Retired Military =17%, DoD Employee = 0%, Civilian/Senior= 83%, and Youth= 0%.

Rifle – Sept. 2-30, 2025

For bear rifle (September) season, no bears were harvested on Fort Carson with CPW issuing 80 bear tags valid for GMUs 59, 511 and 591. There were eight hunters and 27 downrange passes issued during this season with 0% of those hunters harvesting this season.

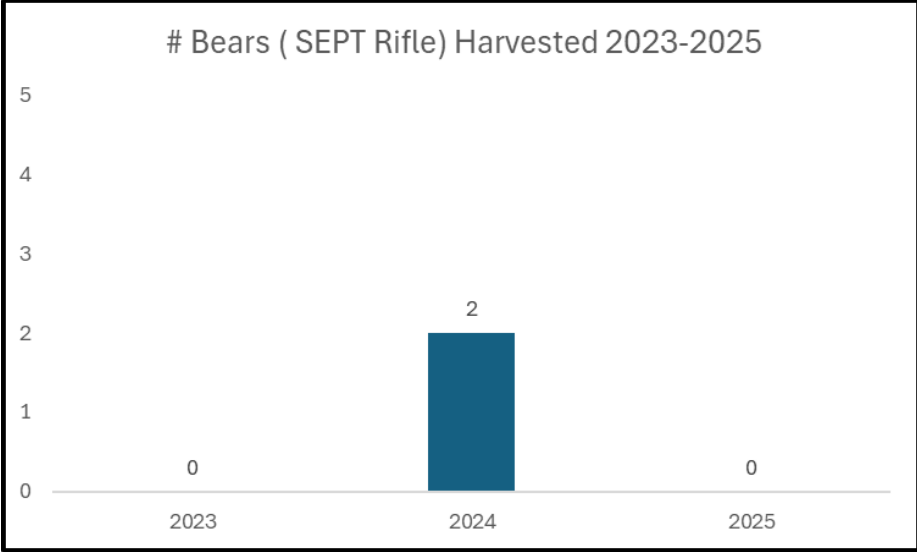


Figure 53. Total number of bears harvested during the Sept. rifle season since the first full year iSportsman started collecting data. Both the bears harvest in 2024 were sows.

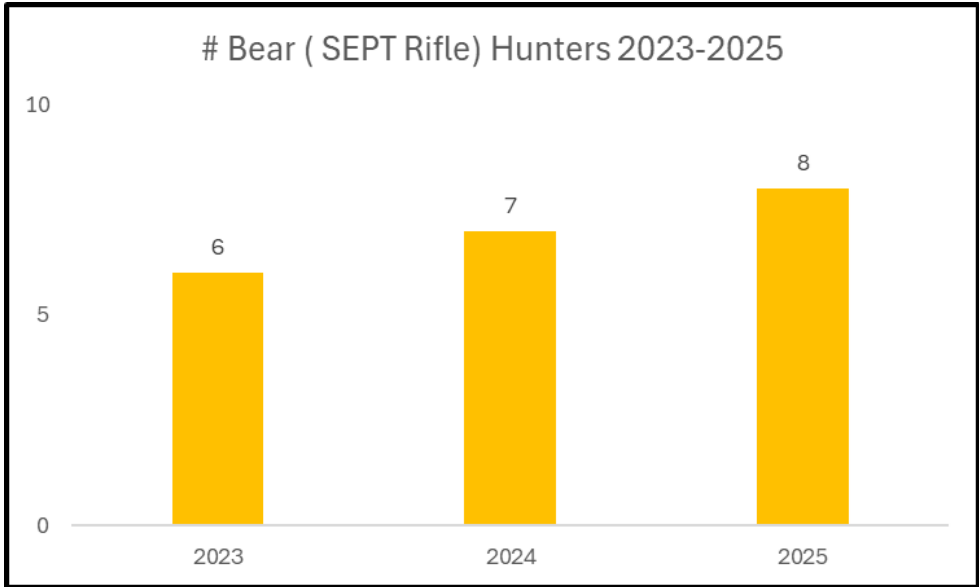


Figure 54. Total number of Sept rifle bear hunters since the first full year iSportsman started collecting data.

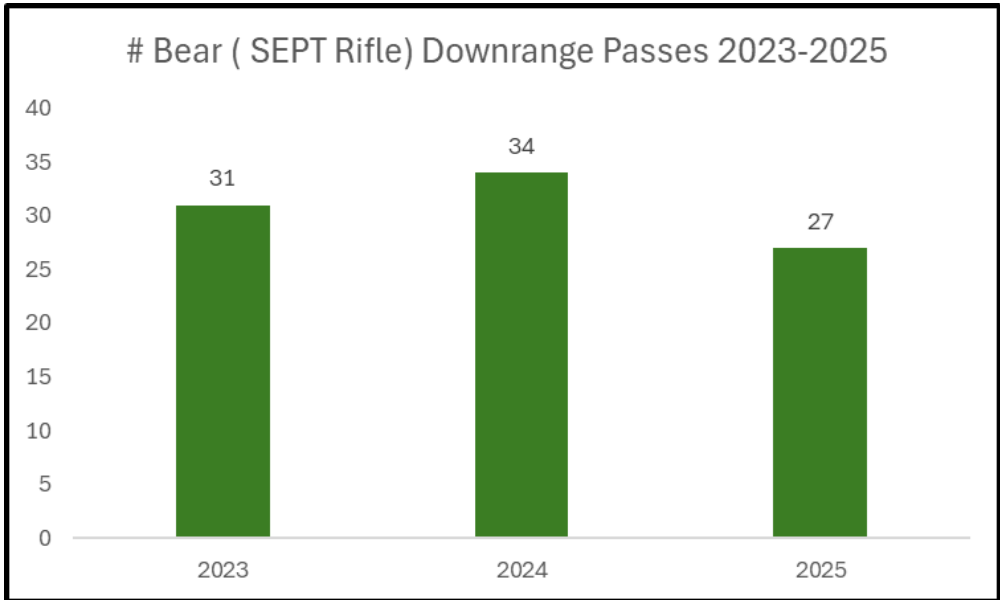


Figure 55. Total number of downrange passes for the Sept rifle bear season since the first full year iSportsman started collecting data.

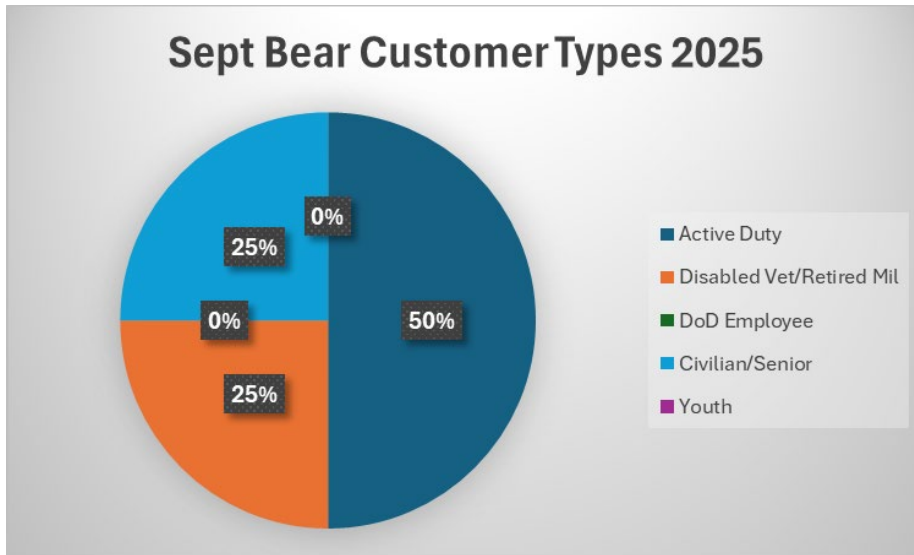


Figure 56. Percentage of customer types during Sept rifle bear. Active duty = 50%, Disabled Vet/Retired Military =25%, DoD Employee = 0%, Civilian/Senior= 25%, and Youth= 0%.

Rifle – (Oct. 15-19, Oct. 25-Nov. 2, Nov. 8-16, Nov. 19-23) 2025

For bear rifle (October to November) season, no bears were harvested on Fort Carson with CPW issuing 175 bear tags valid for GMUs 58, 59, 511, 581 and 591. There were five hunters and 10 downrange passes issued during this season with 0% of those hunters harvesting this season. No bears have been harvested during this season from 2023-2025. Due to the government appropriations funding lapse, downrange was closed until Nov. 14, 2025.

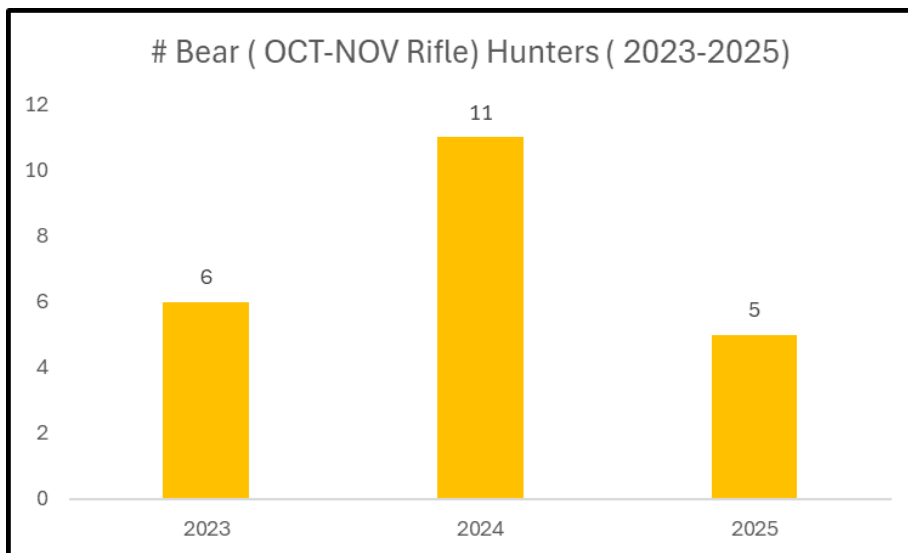


Figure 57. Total number of Oct-Nov rifle bear hunters since the first full year iSportsman started collecting data.

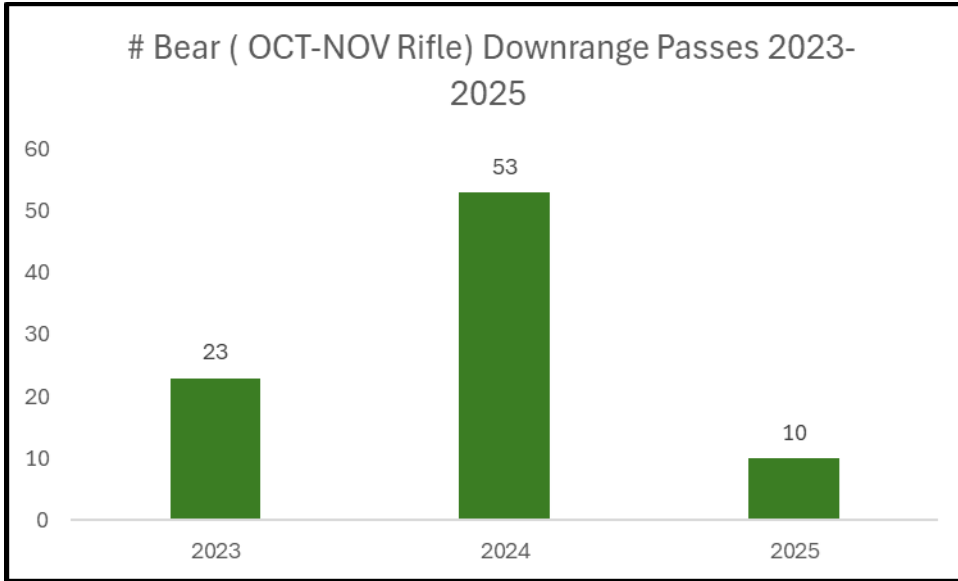


Figure 58. Total number of downrange passes for the Oct-Nov rifle bear season since the first full year iSportsman started collecting data.

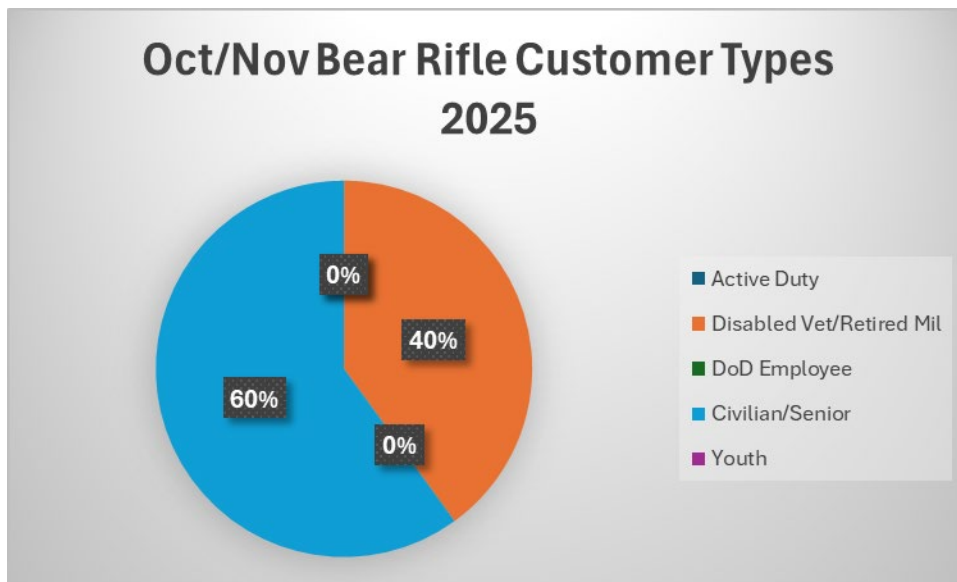


Figure 59. Percentage of customer types during Oct-Nov rifle bear. Active duty = 0%, Disabled Vet/Retired Military =40%, DoD Employee = 0%, Civilian/Senior= 60%, and Youth= 0%.

Turkey

All turkey tags valid for Fort Carson are unlimited, OTC tags and share multiple GMUs statewide. During the spring season, only bearded turkeys may be harvested, while the fall season is either-sex. The total number of turkeys harvested for all seasons on Fort Carson was 21 animals, with hens accounting for 10% of the harvest and toms/jakes accounting for 90% of the harvest. There was one bearded hen harvested during the spring season. The total number of individual

hunters for all turkey seasons on Fort Carson was 103 individuals with 565 downrange passes being issued for access. Summary of turkey data is in Table 6 below.

Season	Turkey Harvested	Hunters	Passes	% of hunters harvested
Spring OTC- Bearded Only	20	87	501	23%
Fall OTC -Either Sex	1	16	64	6%
Hen	1			
Tom/Jake				
Total	21	103	565	20%

Table 6. Summary of spring and fall turkey seasons for 2025 on Fort Carson.

OTC Spring – April 12 through May 31, 2025

For spring turkey season, 19 juvenile or adult male turkeys were harvested on Fort Carson. There was one bearded hen harvested. There were 87 individual hunters who participated and 501 downrange passes issued. Of the 87 hunters, 23% were successful in harvesting during spring turkey season.

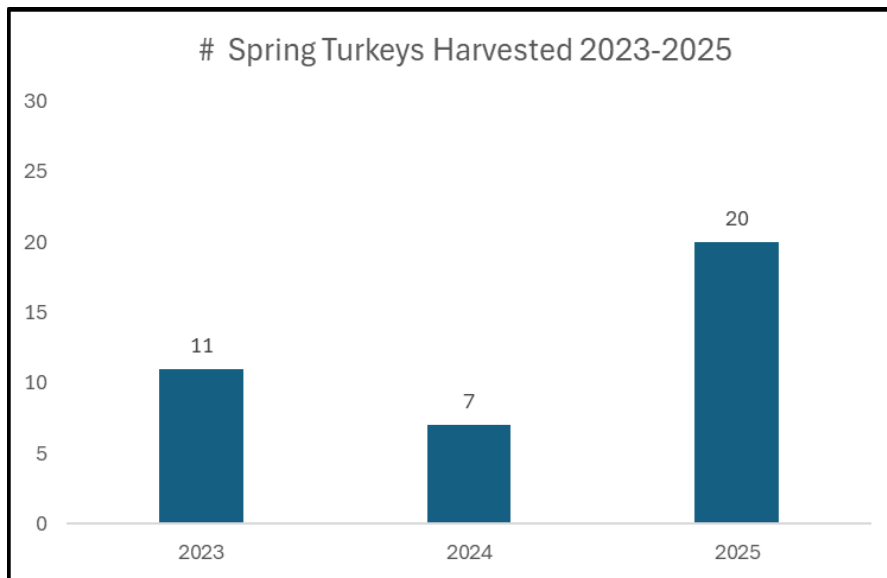


Figure 60. Total number of turkeys harvested during the spring season since the first full year iSportsman started collecting data. One of the turkeys in 2024 was a bearded hen.

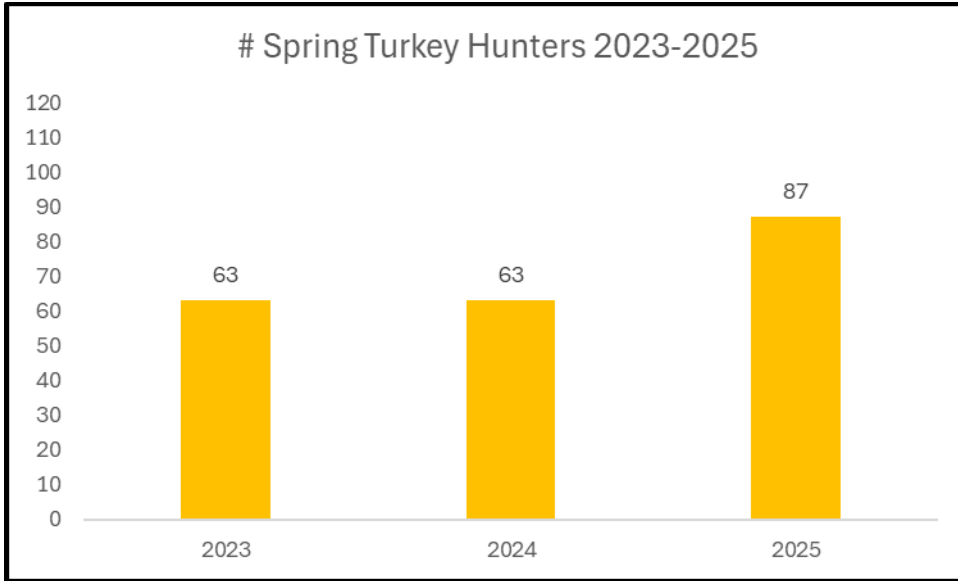


Figure 61. Total number of spring turkey hunters since the first full year iSportsman started collecting data.

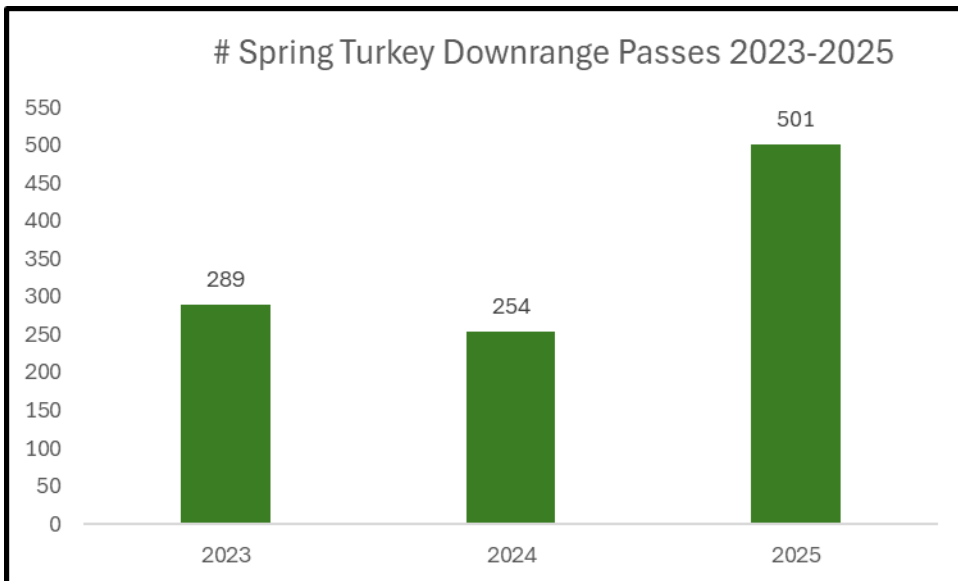


Figure 62. Total number of downrange passes for the spring turkey season since the first full year iSportsman started collecting data.

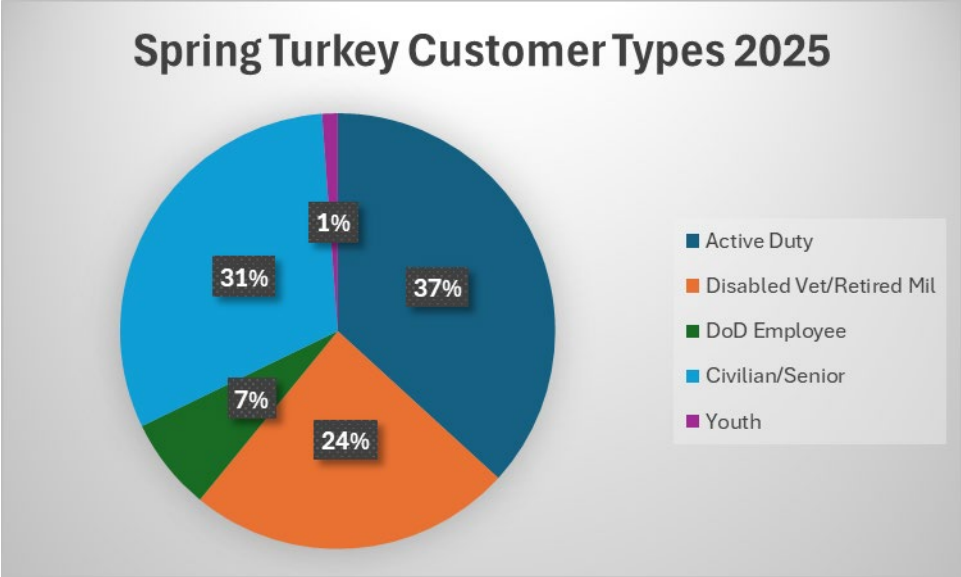


Figure 63. Percentage of customer types during spring turkey. Active duty = 37%, Disabled Vet/ Retired Military =24%, DoD Employee = 7%, Civilian/Senior= 31%, and Youth= 1%.

OTC Fall –Sept. 1 through Oct. 5, 2025

For fall turkey season, one hen and no juvenile or adult male turkeys harvested on post. There were 16 individual hunters who participated and 64 downrange passes issued. Of the 16 hunters, 6% were successful in harvesting during spring turkey season.

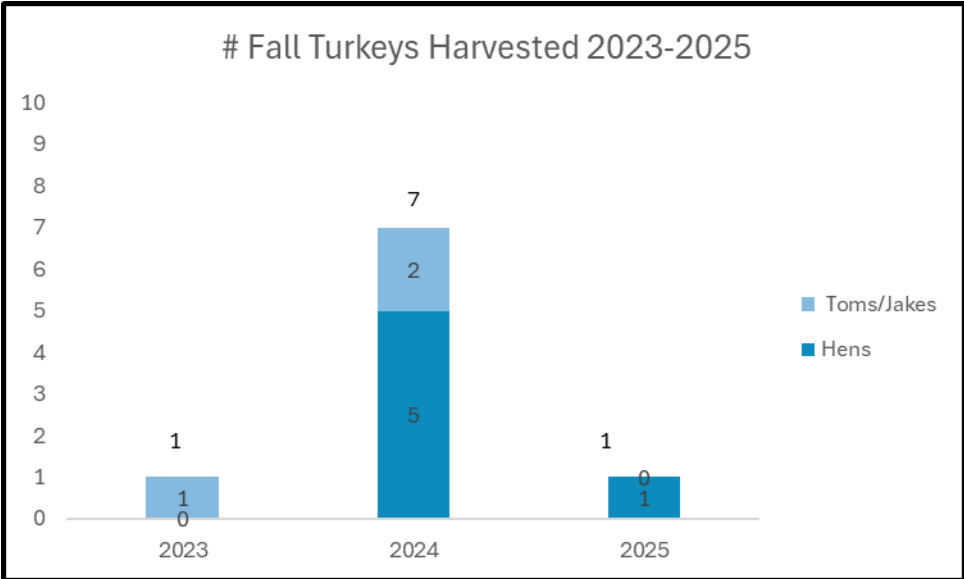


Figure 64. Total number of turkeys harvested during the fall season since the first full year iSportsman started collecting data.

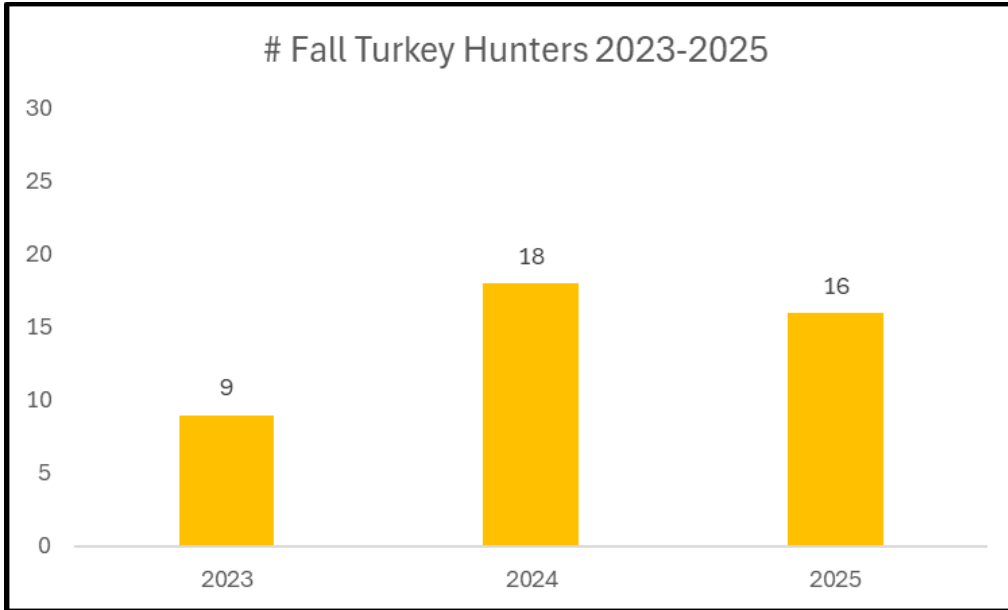


Figure 66. Total number of fall turkey hunters since the first full year iSportsman started collecting data.

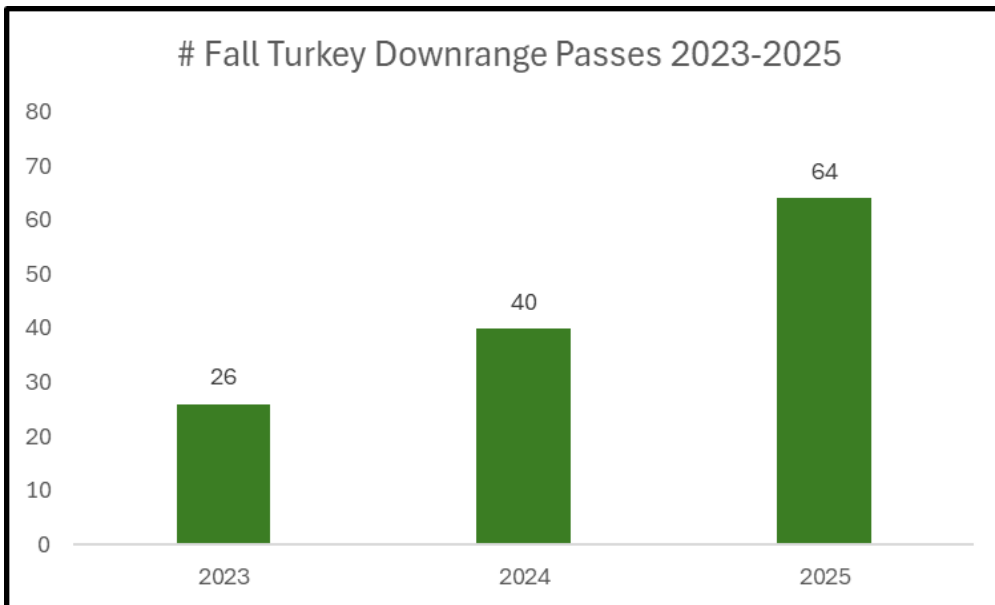


Figure 67. Total number of downrange passes for the fall turkey season since the first full year iSportsman started collecting data.

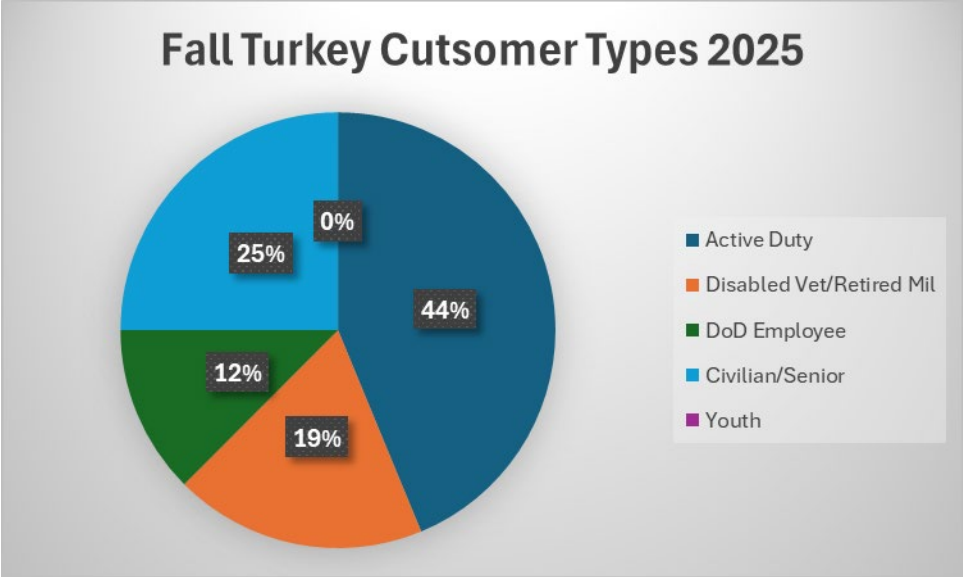


Figure 68. Percentage of customer types during fall turkey. Active duty = 44%, Disabled Vet/ Retired Military =19%, DoD Employee = 12%, Civilian/Senior= 25%, and Youth= 0%.

Mountain Lion

There was one mountain lion hunter on Fort Carson this hunting season. No mountain lions were harvested

Small Game Summary

Various small game species were also harvested this year to include: 8 coyotes, 74 mourning doves, one cotton-tailed rabbit, nine scaled quail and one mallard.

Season	# Harvested	Hunters	Passes	% of hunters harvested
Coyote	8	55	230	15%
Bobcat	2	4	19	50%
Small Game		44	147	
Badger	0			
Cotton-tail rabbit	1			
Scaled Quail	9			
Morning Dove	74			
Eurasian Collard Dove	0			
Waterfowl	1 (mallard)			